TeeJet® TECHNOLOGIES

2025/2026 CATALOGUE

Precision Farming Products









www.teejet.com

FEATURED PRODUCTS



A10 UNIVERSAL TERMINAL

The TeeJet A10 Universal Terminal is our newest powerful terminal consisting of an ergonomic, ultra-modern 10.1"IPS display with high-performance hardware and the latest precision farming software features and modules. Certified to AEF standards it provides a holistic solution for ISOBUS applications.

See page 48





ELECTROMAGNETIC FLOW METER

The newest addition to our range of Flow Meters. The electromagnetic flow meter offers superior flow range at a competitive price.

See page 58

DYNAAIR NOZZLE SWITCHING SYSTEM

The DynaAir is our new pneumatic nozzle control system that allows for individual, A/B, cluster or in sections nozzle switching. This technology enables on-the-fly selection based on the speed, flow rate and droplet size needs, ensuring even and cost-effective spray application.

See page 49

Table of Contents

GPS Guidance
Matrix® 430 6-7
Matrix® 430VF 8-9
Matrix 908 NAV 10-13
Matrix 908 ISO 14
Matrix 908 Accessories 15
Matrix Pro GS Accessories 16
Matrix Pro GS Cables 17
GPS Speed Adapter Cables 18-19
GPS Receivers & Accessories 20
RX720 GNSS Smart Antenna 21

Steering
UniPilot® Pro for Matrix PRO GS 22
UniPilot® Pro Possibilities for Matrix PRO GS 23
UniPilot® Pro for Matrix 908 24-25

Automatic Section Control
BoomPilot® for Matrix 908 'HOW TO ORDER' guide 28
BoomPilot® Sprayer Kits for Matrix 908 29-30
BoomPilot® Spreader Kits for Matrix 908 31
BoomPilot® Sprayer Kits for Matrix Pro GS 34-35
BoomPilot® Spreader Kits for Matrix Pro GS 36

Monitors
Sentry 6120 Droplet Size Monitor 38
Sentry 6140 Tip Flow Monitor 39
Sentry 6510 Grain Loss Monitor 40

Application Controls
70 Series 42
744E Manual Sprayer Control 42-43
845 Automatic Sprayer Control 44-45
Radion 8140 Automatic Sprayer Control 46-47

ISOBUS Application Controls
A10 Universal Terminal 48
DynaAir Nozzle Switching System 49
Universal Terminal and Switch Boxes 50
IC45 ECU Sprayer Jobcomputer 51
IC38 ECU Spreader Jobcomputer 52

ISOBUS Monitors
Sentry 6141 Tip Flow Monitor 53

Sensors and Flow Meters
GPS Speed Sensors 54
Wheel Speed Sensors 54
Flow Meters, Pressure Sensors & Fittings 55-58
Electro Magnetic Flow Meter 58

This catalog contains product information only. Please contact a TeeJet Dealer or TeeJet Regional Sales Office for price information.

TeeJet® TECHNOLOGIES

GPS GUIDANCE

GPS GUIDANCE -GPS RECEIVERS-
AUTOMATIC STEERING-ACCESSORIES

MATRIX® 430

Matrix 430 is an easy and compact guidance system, ideal for first-time users. An on-screen lightbar plus coverage mapping reduce skips and overlaps to maximize crop protection.

Our kits are equipped with the required accessories. Spare parts are available to purchase separately.



MATRIX® 430 GUIDANCE (FIELD OPERATIONS)

VARIES


GPS Patch Antenna
78-50190


Console, Matrix 430
CG430-GLO

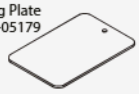
Metal Mounting Plate
65-05179


Kit, Ram Mount
w/ Suction Cup
65-05241


RXA-30
Antenna
90-02720/
90-02721


196-042 Cable, Power


196-040 Cable, Power, COBO (3m)
196-041 Cable, Power, COBO (5m)

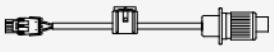
45-05648 Power Cable, COBO Adaptor

PART NO.	DESCRIPTION	ORIGIN
KITS		
GD430-GLO-P-B	Kit, Matrix 430, GLONASS, Patch Antenna, Battery Leads	AAB
Including	Console, Matrix 430, GLONASS (CG430-GLO)	
	Cable, Power, Direct to Battery, 10'/3 m (196-040))	
	Antenna, GPS Patch L1 with GLONASS (75-50190)	
	Kit, Ram Mount w/ Suction Cup (65-05241)	
	Matrix 430 Quick Start Guide (98-01493)	
GD430-GLO-P-C	Kit, Matrix 430, GLONASS, Patch Antenna, COBO Connector	AAB
Including	Console, Matrix 430, GLONASS (CG430-GLO)	
	Cable, Power, COBO (196-042)	
	Antenna, GPS Patch L1 with GLONASS (75-50190)	
	Kit, Ram Mount w/ Suction Cup (65-05241)	
	Matrix 430 Quick Start Guide (98-01493)	
GD430-GLO-R30-B	Kit, Matrix 430, GLONASS, RXA-30 Antenna, Battery leads	AAB
Including	Console, Matrix 430, GLONASS (CG430-GLO)	
	Cable, Power, Direct to Battery, 10'/3 m (196-040)	
	Kit, RXA-30 Antenna with 20'/6 m Cable (90-02720)	
	Kit, Ram Mount w/ Suction Cup (65-05241)	
	Matrix 430 Quick Start Guide (98-01493)	
GD430-GLO-R30-C	Kit, Matrix 430, GLONASS, RXA-30 Antenna, COBO Connector	AAB
Including	Console, Matrix 430, GLONASS (CG430-GLO)	
	Cable, Power, COBO (196-042)	
	Kit, RXA-30 Antenna with 20'/6 m Cable (90-02720)	
	Kit, Ram Mount w/ Suction Cup (65-05241)	
	Matrix 430 Quick Start Guide (98-01493)	
GD430-GLO-R30-B5	Matrix 430 Kit, RXA-30 Antenna, Battery Leads 5 m	AAB
Including	Console, Matrix 430, GLONASS (CG430-GLO)	
	Cable power Matrix battery 5m (198-898)	
	Kit, RXA-30 Antenna with 20'/6 m Cable (90-02720)	
	Kit, Ram Mount w/ Suction Cup (65-05241)	
	Matrix 430 Quick Start Guide (98-01493)	

MATRIX® 430 GUIDANCE (FIELD OPERATIONS)

VARIES


GPS Patch Antenna
78-50190


Console, Matrix 430
CG430-GLO

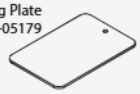
Metal Mounting Plate
65-05179


Kit, Ram Mount
w/ Suction Cup
65-05241


RXA-30
Antenna
90-02720/
90-02721

196-040 Cable, Power (3m)
196-041 Cable, Power (5m)


196-042 Cable, Power

PART NO.	DESCRIPTION	ORIGIN
CONSOLE		
CG430-GLO	Console, Matrix 430, GLONASS	AAB
POWER CABLE & POWER/SENSE/SPEED CABLE		
196-042	Cable, Power, COBO	AAB
45-05648	Power cable, Cobo <=> Packard	AAB
196-040	Cable, Power, Direct to Battery, 10'/3 m	SPI
196-041	Cable, Power, Direct to Battery, 16'/5 m	SPI
45-05969	Power(Packard connector) /Sense/Speed Cable for Matrix 430, 2.85 m	AAB
198-938	Power(ConXall 8p connector) /Sense/Speed Cable for Matrix 430, 2.85 m	AAB
198-555	Cable 2p AMP SS 10 M	AAB
ANTENNA		
78-50190	Antenna, GPS Patch L1 with GLONASS	AAB
90-02720	Kit, RXA-30 Antenna with 20'/6 m Cable	AAB
90-02721	Kit, RXA-30 Antenna with 30'/9 m Cable	AAB
BRACKET & MOUNTING		
65-05241	Kit, Ram Mount w/ Suction Cup	AAB
65-05179	Metal Mounting Plate (Also Requires 3 Velcro Strips #60-10081)	AAB





Matrix430 Connector:
- Power supply
- Speed info
- Work on/off

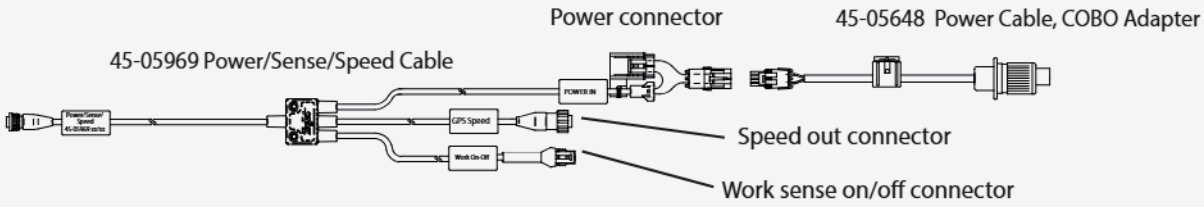

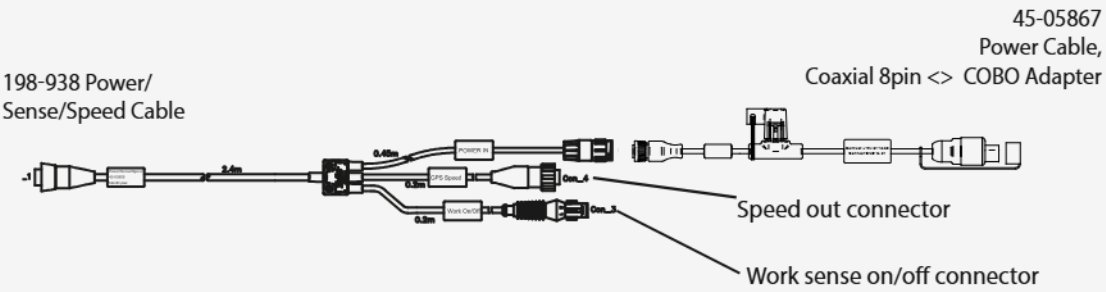

MATRIX® 430VF

Our guidance system specifically designed to simplify you work in vineyards and orchards. Icon-based and easy to understand screen allows operator to efficiently navigate through the vineyards and orchard avoiding overlaps and missing rows. Full-color 109mm/4.3inch touchscreen display is an ideal fit for small cabins.

With Matrix 430VF, working at night-time is no longer a struggle..



MATRIX® 430VF GUIDANCE (VINEYARDS/ORCHARDS)

VARIES

GD430VF-GLO-R30-B-XX KIT PARTS DIAGRAM



Console, Matrix 430 CG430-GLO

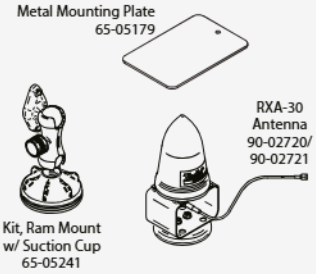

PART NO.	DESCRIPTION	ORIGIN
KITS		
GD430VF-GLO-R30-B-XX	Kit, Matrix 430VF, GLONASS, RXA-30 Antenna, Battery cable 3m	AAB
Including	Console, Matrix 430VF, GLONASS (CG430VF-GLO)	
	Cable, Power, Direct to Battery, 10'/3 m (196-040).....	
	Kit, RXA-30 Antenna with 20'/6 m Cable (90-02720)	
	Kit, Ram Mount w/ Suction Cup (65-05241).....	
	* Matrix 430 VF User manual (98-05351-xx).....	



196-040 Cable, Power (3m)
196-041 Cable, Power (5m)

GD430VF-GLO-R30-C-XX KIT PARTS DIAGRAM

GD430VF-GLO-R30-C-XX	Kit, Matrix 430VF, GLONASS, RXA-30 Antenna, COBO Connector	AAB
Including	Console, Matrix 430VF, GLONASS (CG430VF-GLO)	
	Cable, Power, Matrix <=> COBO (196-042).....	
	Kit, RXA-30 Antenna with 20'/6 m Cable (90-02720)	
	Kit, Ram Mount w/ Suction Cup (65-05241).....	
	* Matrix 430 VF User manual (98-05351-xx).....	



Console, Matrix 430 CG430-GLO

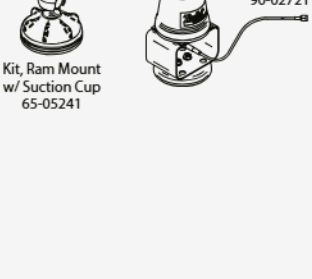



196-042 Cable, Power, COBO

Language Available :
XX – EN, FR

MATRIX® 430VF GUIDANCE (VINEYARDS/ORCHARDS)

VARIES



PART NO.	DESCRIPTION	ORIGIN
CONSOLE		
CG430VF-GLO	Console, Matrix 430VF, GLONASS	AAB
POWER CABLE & POWER/SENSE/SPEED CABLE		
196-042	Cable, Power, Matrix <=> COBO	AAB
45-05648	Power cable, Cobo Adapter <=> Packard	AAB
196-040	Cable, Power, Direct to Battery, 10'/3 m	SPI
196-041	Cable, Power, Direct to Battery 16'/5 m	SPI
45-05969	Power/Sense/Speed Cable for Matrix 430, Matrix <=> Packard connector, 2.85 m.	AAB
198-938	Power /Sense/Speed Cable for Matrix 430, Matrix <=> ConXall 8p connector , 2.85 m	AAB
198-555	Cable 2p AMP SS 10 M	AAB
ANTENNA		
90-02720	Kit, RXA-30 Antenna with 20'/6 m Cable	AAB
90-02721	Kit, RXA-30 Antenna with 30'/9 m Cable	AAB
BRACKET & MOUNTING		
65-05241	Kit, Ram Mount w/ Suction Cup	AAB
65-05179	Metal Mounting Plate (Also Requires 3 Velcro Strips #60-10081)	AAB
60-10081	Velcro Strips	AAB



196-040 Cable, Power (3m)
196-041 Cable, Power (5m)



Matrix 430VF Connector:
- Power supply
- Speed info
- Work on/off



196-042 Cable, Power, COBO

45-05648
Power Cable,
Packard Adapter <> COBO

45-05969 Power/
Sense/Speed Cable

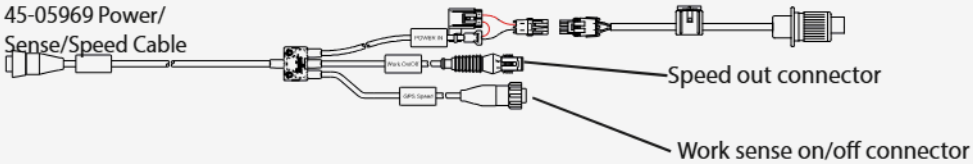

45-05867
Power Cable,
Coaxial 8pin <> COBO Adapter

198-938 Power/
Sense/Speed Cable

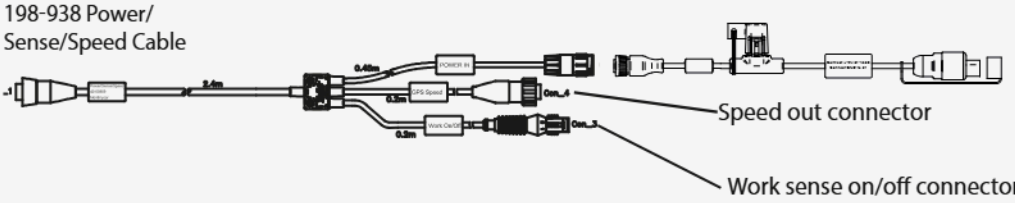

MATRIX 908

The TeeJet Matrix® 908 is our latest field computer with expandable options to appeal to any agricultural application. The fully redesigned platform features an 8-inch diagonal high-resolution display that is the perfect match to being cost effective and functional for high-end applications.



KIT OPTIONS AVAILABLE

MATRIX 908 NAV

NAV = NAVIGATION*

- Guidance
- Auto-steering
- Section control
- Variable Rate Application

MATRIX 908 ISO

ISO = TEEJET PROPRITARY ISOBUS & NAVIGATION

- Guidance
- Auto-steering
- Section control
- Variable Rate Application
- ISOBUS Terminal
- ISOBUS Task Controller **

* A feature unlock is available to upgrade from Matrix® 908 NAV to Matrix® 908 ISO.
** VRA functionality requires an additional unlock code.

GNSS CORRECTIONS AVAILABLE

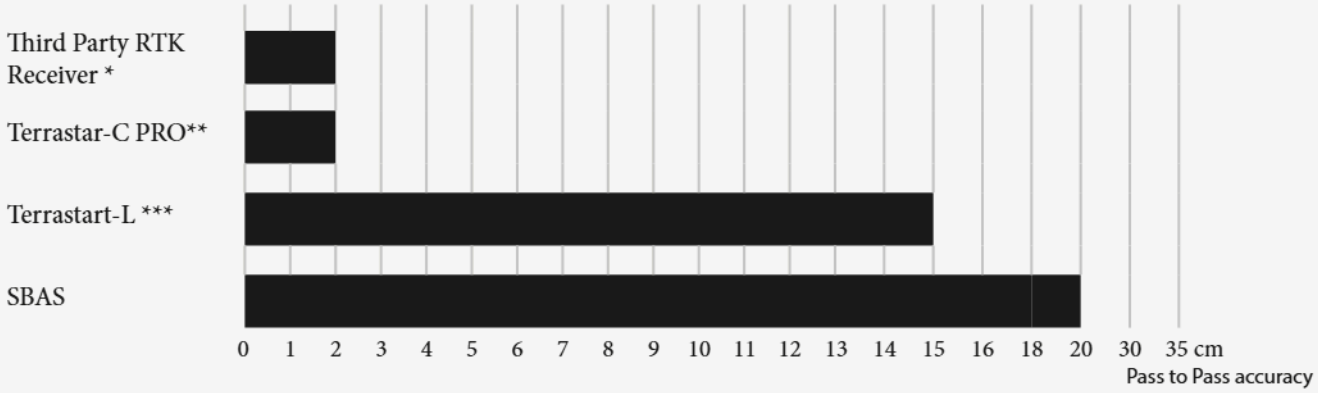

MATRIX 908 NAV WITH HARNESS

90-10006-XX KIT PARTS DIAGRAM

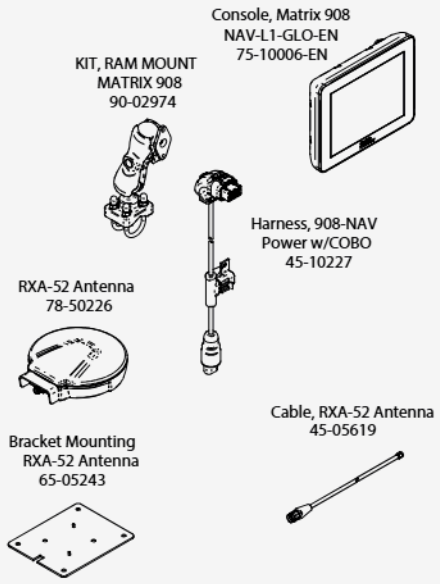

PART NO.	DESCRIPTION	ORIGIN

NAV KITS WITH INTERNAL RECEIVER

90-10006-xx	Matrix 908; L1 GLONASS; COBO	**SPI**
90-10007-xx	Matrix 908; L2+TSL GLONASS ; COBO	**SPI**
90-10008-xx	Matrix 908; L2+TSC GLONASS; COBO.....	**SPI**

MORE INFORMATION ABOUT KITS

The kits 90-10006-xx, 90-10007-xx & 90-10008-xx contain the parts number below.

75-100xx-EN	Matrix 908 NAVIGATION display .....
45-10227	Harness Matrix 908, 2.35 meter Matrix 908 <=> Power Cobo.....
RXA-52-20	Kit RXA-52 with antenna, mounting plate and cable 6 meter
90-02974	RAM Mount Kit for Matrix 908.....
90-07009	Screen cleaning cloth Matrix 908 .....
98-01578-xx	User manual, Matrix 908.....

90-10005-XX KIT PARTS DIAGRAM

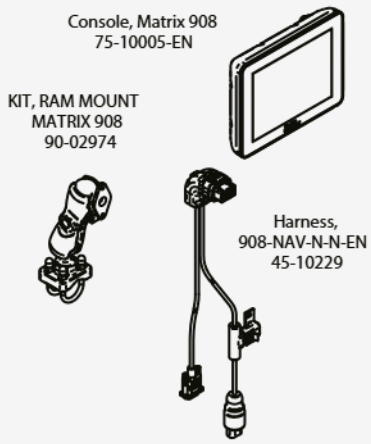

PART NO.	DESCRIPTION	ORIGIN

NAV KIT WITHOUT INTERNAL RECEIVER

90-10005-xx*	Matrix 908; No Receiver; COBO	**SPI**

MORE INFORMATION ABOUT KIT

The kit 90-10005-xx contains the parts number below.

75-100xx-EN	Matrix 908 NAVIGATION display .....
45-10229	Harness Matrix 908, 2.35 meter Matrix 908 <=> GNSS In / Power Cobo.....
90-02974	RAM Mount Kit for Matrix 908.....
90-07009	Screen cleaning cloth Matrix 908 .....
98-01578-xx	User manual, Matrix 908.....

Note-1 * : To be used with an external receiver.. This kit is sold without the internal receiver and without antenna. This kit is ready to receive GPS data via RS232 connector with cable 45-10229.

Available functionalities with the included harness in the kits 90-10005-xx, 90-10006-xx, 90-10007-xx & 90-10008-xx.



Manual guidance

MATRIX 908 NAV WITHOUT HARNESS

If you would like to purchase a Matrix® 908 in combination with another TeeJet Technologies systems such as :

- UniPilot Pro® / FieldPilot Pro® for Autosteering
- BoomPilot Sprayer / Spreader for section control
- Variable rate application with prescription maps

You will need to build the required kit by following the steps below:

- Step 1 : Choose your kit
- Step 2 : Choose your harness

• STEP 1: CHOOSE YOUR KIT

90-10006-XX-NHKITPARTSDIAGRAM

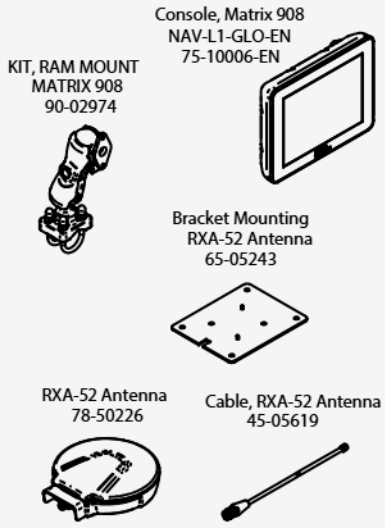

PART NO.	DESCRIPTION	ORIGIN

NAV KIT WITH INTERNAL RECEIVER

90-10006-xx-NH	Matrix 908; L1 GLONASS; No Harness	**SPI**
90-10007-xx-NH	Matrix 908; L2 + TSL Ready GLONASS; No Harness	**SPI**
90-10008-xx-NH	Matrix 908; L2 + TSC-PRO Ready GLONASS; No Harness	**SPI**

MORE INFORMATION ABOUT KITS

The kits 90-10006-xx-NH, 90-10007-xx-NH & 90-10008-xx-NH contain the parts number below.

75-100xx-EN	Matrix 908 NAVIGATION display .....
RXA-52-20	Kit RXA-52 with antenna, mounting plate and cable 6m
90-02974	RAM Mount Kit for Matrix 908.....
90-07009	Screen cleaning cloth Matrix 908 .....
98-01578-xx	User manual, Matrix 908.....

90-10005-XX-NHKITPARTSDIAGRAM

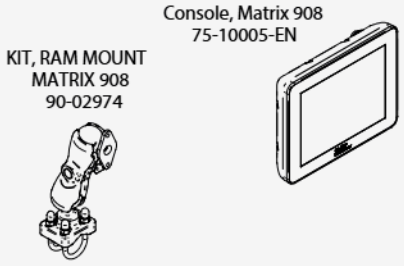

PART NO.	DESCRIPTION	ORIGIN

NAV KIT WITHOUT INTERNAL RECEIVER

90-10005-xx-NH*	Matrix 908; No Receiver; No Harness.....	**SPI**

MORE INFORMATION ABOUT KIT

The kit 90-10005-xx-NH contains the parts number below.

75-100xx-EN	Matrix 908 NAVIGATION display .....
90-02974	RAM Mount Kit for Matrix 908.....
90-07009	Screen cleaning cloth Matrix 908 .....
98-01578-xx	User manual, Matrix 908.....

• STEP 2: CHOOSE YOUR HARNESS

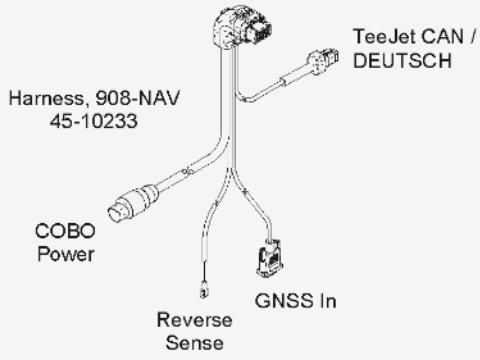

PART NO.	DESCRIPTION	ORIGIN
MATRIX 908 HARNESS WITH COBO POWER		
45-10233	Harness Matrix 908, 2.35 meter Matrix 908 <=> CAN / GNSS IN / Reverse IN / COBO Power	SPI

PART NO.	DESCRIPTION	ORIGIN
MATRIX 908 HARNESS WITH WP POWER CONNECTOR		
45-10232	Harness Matrix 908, 2.35 meter Matrix 908 <=> CAN / GNSS IN / Reverse IN / WP Power ...	SPI
45-10214	Harness Matrix 908, 2.35 meter Matrix 908 <=> CAN / GNSS IN / GNSS OUT / Reverse IN / Ignition sense IN / Status sense IN / Speed OUT /WP Power .	SPI
401-0016	Battery Adapter 2 meter Battery adapter <=> WP Power.....	SPI

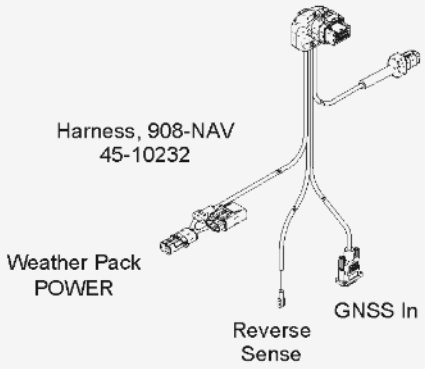

Kit, M908 NAV-N-N-EN
90-10005-EN

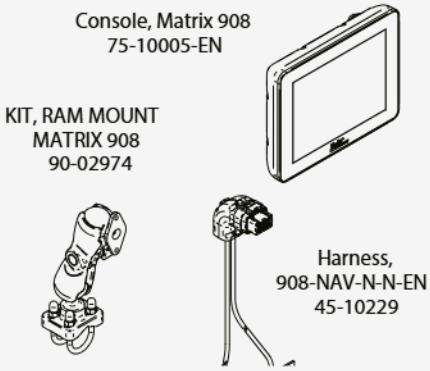

Available functionalities with harnesses 45-10214, 45-10232 & 45-10233



Manual guidance



Auto-steering



Automatic section control

MATRIX 908 ISO WITH HARNESS

90-10011-XX KIT PARTS DIAGRAM

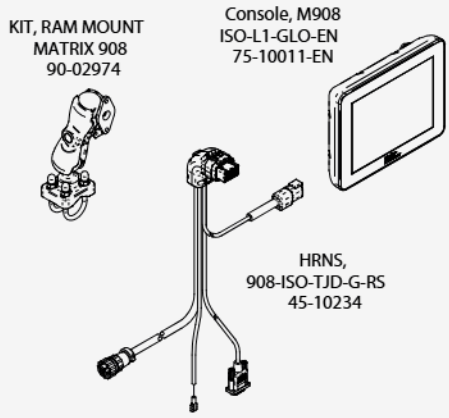







PART NO.	DESCRIPTION	ORIGIN

ISO KIT WITH INTERNAL RECEIVER

90-10011-xx	Matrix 908; L1 GLONASS; COBO	**SPI**
90-10012-xx	Matrix 908; L2+TSL GLONASS; COBO	**SPI**
90-10013-xx	Matrix 908; L2+TSC GLONASS; COBO	**SPI**

MORE INFORMATION ABOUT KITS

The kits 90-10011-xx, 90-10012-xx & 90-10013-xx contain the part numbers below.

75-100xx-EN	Matrix 908 ISOBUS display
45-10234	Harness Matrix 908, 2.35 meter Matrix 908 <=> CAN / GNSS IN / Reverse IN / ISO cab Power
RXA-52-20	Kit RXA-52 with antenna, mounting plate and cable 6m
90-02974	RAM Mount Kit for Matrix 908
90-07009	Screen cleaning cloth Matrix 908

90-10010-XX KIT PARTS DIAGRAM

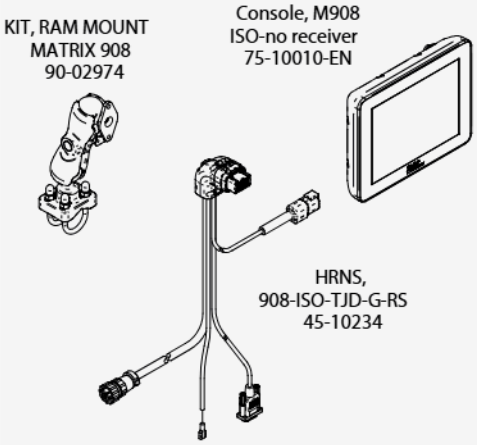

PART NO.	DESCRIPTION	ORIGIN

ISO KIT WITHOUT INTERNAL RECEIVER

90-10010-xx*	Matrix 908; No Receiver; COBO	**SPI**

MORE INFORMATION ABOUT KIT

The kit 90-10010-xx contains the part numbers below.

75-100xx-EN	Matrix 908 ISOBUS display
45-10234	Harness Matrix 908, 2.35 meter Matrix 908 <=> CAN / GNSS IN / Reverse IN / ISO cab Power
90-02974	RAM Mount Kit for Matrix 908
90-07009	Screen cleaning cloth Matrix 908
98-01578-xx	User manual, Matrix 908

Note-1 * : To be used with an external receiver. Those kits are sold without the internal receiver and without antenna. Those kits are ready to receive GPS data via RS232 connector with cable 45-10234.

MATRIX 908 ACCESSORIES

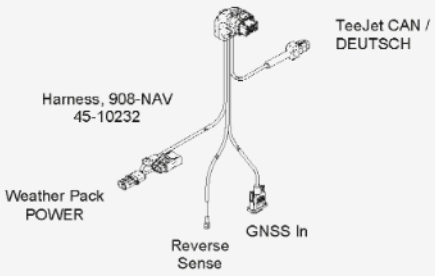

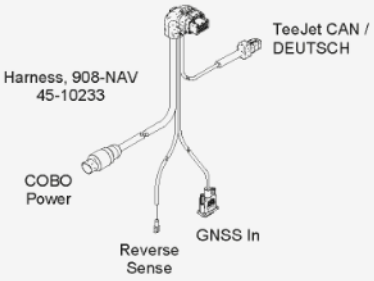

RXA-52 Antenna 78-50226



Cable, RXA-52 Antenna 45-05619



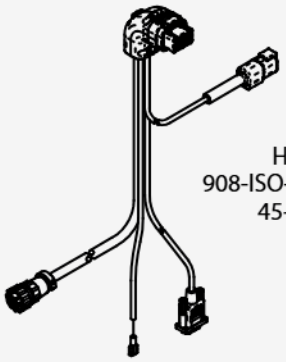

HRNS, 908-ISO-TJD-G-RS 45-10234



45-04060 Harness, Adapter Matrix 908 to 570

PART NO.	DESCRIPTION	ORIGIN
FEATURES UNLOCKS		
99-01101	Unlock Code , Matrix 908, ISOBUS UT & TC	SPI
99-01097	Unlock Code , Matrix 908, VRA , Prescription application	SPI
GNSS UPGRADES		
99-01102	GNSS Upgrade Matrix 908, Base to L1/L2, TSL READY	SPI
99-01103	GNSS Upgrade Matrix 908, Base to TSC-PRO READY	SPI
99-01106	GNSS Upgrade Matrix 908, TSL READY to TSC-PRO READY	SPI
99-01108	GNSS Upgrade Matrix 908, Add GALILEO to Base	SPI
99-01109	GNSS Upgrade Matrix 908, Add GALILEO to TSL READY	SPI
99-01110	GNSS Upgrade Matrix 908, Add GALILEO to TSC-PRO READY	SPI
99-01112	GNSS Upgrade Matrix 908, Add ALL CONSTELLATION TO BASE	SPI
99-01113	GNSS Upgrade Matrix 908, Add ALL CONSTELLATION TO TSL	SPI
99-01114	GNSS Upgrade Matrix 908, Add ALL CONSTELLATION TO TSC-PRO	SPI
GNSS SUBSCRIPTIONS		
99-01087	SUBSCRIPTION, TSC-PRO, 3 MONTH	SPI
99-01088	SUBSCRIPTION, TSC-PRO, 1 YEAR	SPI
99-01089	SUBSCRIPTION, TSC-PRO, 2YEAR	SPI
99-01090	SUBSCRIPTION, TSC-PRO, 3 YEAR	SPI
99-01075	SUBSCRIPTION, TSL, 1 YEAR	SPI
99-01076	SUBSCRIPTION, TSL, 2 YEAR	SPI
99-01077	SUBSCRIPTION, TSL, 3 YEAR	SPI
ANTENNA		
RXA-52-20 including	Kit, RXA-52 Antenna, with 6 m Cable RXA-52 Antenna (78-50226) Cable, RXA-52 Antenna, 6 m (45-05619) Bracket, Mounting RXA-52 (65-05243)	SPI
RXA-52-30 including	Kit, RXA-52 Antenna, with 9 m Cable RXA-52 Antenna (78-50226) Cable, RXA-52 Antenna, 9 m (45-05620) Bracket, Mounting RXA-52 (65-05243)	SPI
45-05619	Cable, RXA-52 Antenna, 6 m	SPI
45-05620	Cable, RXA-52 Antenna, 9 m	SPI
65-05243	Bracket, Mounting RXA-52	SPI
CABLES		
45-10227	Harness Matrix 908, 2.35 meter; Matrix 908 <=> Power Cobo	SPI
45-10232	Harness, Power/RS232 GNSS/CAN/Reverse, Matrix - WPack	SPI
45-10233	Harness, Power/RS232 GNSS/CAN/Reverse, Matrix - COBO	SPI
45-10234	Harness, ISOBUS Power/RS232 GNSS/CAN/Reverse, Matrix	SPI
45-10235	Harness, Power/RS232 GNSS/CAN/Reverse/ ISO Matrix - COBO	SPI
45-10214	Harness Matrix 908, 2.35 meter Matrix 908 <=> CAN / GNSS IN / GNSS OUT / Reverse IN / Ignition sense IN / Status sense IN / Speed OUT /WP Power	SPI
45-10216	Harness Matrix 908, 2.35 meter Matrix 908 <=> CAN / GNSS IN / GNSS OUT / Reverse IN / Ignition sense IN / Status sense IN / Speed OUT / RS232 3rd controller / WP Power.	SPI
45-04060	Cable, adapter M908 to M570/840 Cables, GNSS OUT	SPI
45-04068	Cable, RADION CAN TO M908, 6 POS DTM W/TERM., 7'	SPI
45-04069	Cable, adapter M908 to M570/840 Cables, GNSS IN	SPI
45-04053	Cable, Ethernet interface RJ45 to 5. POS CONXALL	SPI
45-08120	Cable, Can"T" to 6 Spcket Deutsch	AAB
45-08102	CAN Terminator	SPI
45-08101	CAN Terminator	SPI
401-0016	Battery Adapter 2 meter Battery adapter <=> WP Power	SPI
MOUNTING		
90-02974	Ram Mount Kit for Matrix 908	SPI

MATRIX PRO GS ACCESSORIES

The production of Matrix PRO GS series was stopped in May 2022.
Whilst it's not posible to order new Matrix PRO guidance units, all accessories and cables are still available.

This product can still be upgraded to additional functionalities such as Autosteering and Automatic Section Control.

MATRIX® PRO GS ACCESSORIES

VARIES

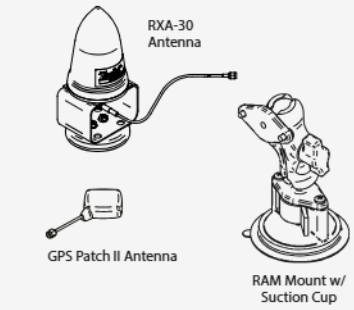

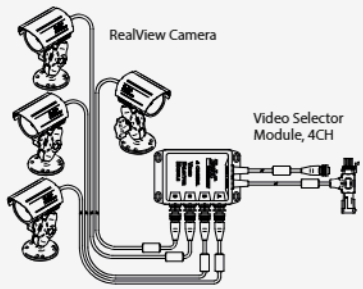



DSM Pressure Interface
90-04005 10'/3 m
90-04006 32'/10 m

PART NO.	DESCRIPTION	ORIGIN
DROPLET SIZE MONITOR (CAN ONLY BE USED WITH MATRIX® PRO GS)		
90-04005	Kit, DSM Pressure Interface, 10'/3 m	SPI
Including	Droplet Size Module, 2m (78-05097)	
	Cable for pressure sensor 0,3'/ 1m (45-05887)	
	Pressure sensor 10 bar 1/4 NPT (45-05886)	
90-04006	Kit, DSM Pressure Interface, 32'/10 m	SPI
Including	Droplet Size Module, 2m (78-05097)	
	Cable for pressure sensor 0,3'/ 8m (45-05886)	
	Pressure sensor 10 bar 1/4 NPT (45-05886)	
CAMERA		
90-02546	Kit, RealView® Camera, with Mount and 6 m Cable	SPI
Including	Real View camera Kit w/mounting bracket (90-02661)	
	Camera extension 6.1m cable (45-05617)	
90-02565	Kit, Video Selector with 4 Cameras & 6 m Extension	SPI
Including	4 Real View camera Kit w/mounting bracket (90-02661)	
	4 Camera extension 6.1m cable (45-05617)	
	Video Selector Module, 4 Channel Video MUX (78-08067)	
	CAN Termination Male 4 Pos. WP (45-08101)	
78-08067	Video Selector Module, 4 Channel Video MUX	SPI
78-08068	Video Selector Module, 8 Channel Video MUX	SPI
MOUNTING		
90-02349	Kit, RAM Mount, Matrix Pro 570GS with Suction Cup	SPI
90-02808	RAM Mount Kit for Matrix PRO 570GS	SPI
90-02700	Kit, RAM Mount,Matrix Pro 840GS, with 4.5" Suction Cup	SPI
90-02809	RAM Mount Kit for Matrix PRO 840GS	SPI
78-50179	Magnetic Mount for Camera	SPI
65-05125	RAM mount ball for Matrix 570	SPI
65-05179	Plate, Mounting for Patch Antenna	SPI
65-05185	RAM Mount for Camera	SPI
65-05230	1.5" Ball for RAM Mount for Matrix 840	SPI
90-02725	Suction Cup Upgrade for Matrix Pro 570G and CenterLine 2220	SPI
ANTENNA		
78-50190	Antenna, GPS/GLONASS Patch, 5 m	AAB
90-02720	Kit, RXA-30 Antenna, GPS/GLONASS with 6 m Cable	AAB
including	RXA-30 Antenna, GPS/GLONASS with 6 m Cable (78-50186)	
	Cable, RXA-30 Antenna, 6 m (45-05786)	
	Plate, Mounting for Patch Antenna (65-05179)	
90-02721	Kit, RXA-30 Antenna, GPS/GLONASS with 9 m Cable	AAB
including	RXA-30 Antenna, GPS/GLONASS with 6 m Cable (78-50186)	
	Cable, RXA-30 Antenna, 9 m (45-05787)	
	Plate, Mounting for Patch Antenna (65-05179)	
CABLE		
45-05624	Cable, Power, Matrix - EU Lighter Plug	AAB
45-05775	Cable, Power, Matrix - Battery, 3 m	SPI
45-05867	Cable, Power, Matrix - COBO 2,35 m	AAB
45-05826	Cable, Power, CAN, Conxall 8PG to COBO, 3.6 m	SPI

MATRIX® PRO GS CABLES

VARIES

PART NO.	DESCRIPTION	ORIGIN
45-05845	Cable, Power, CAN, Conxall 8PG to Packard, 2.85 m	SPI
45-05647	Cable, Power, Packard - EU Lighter Plug	SPI
45-05648	Cable, Power, Packard - COBO	AAB
98-50144	VRA Unlock Code	AAB
45-05898	Cable, Matrix GS VRS/VRA, EU version	SPI
45-05676	Cable, GPS Antenna Extension for Patch or RXA-30, 7.5 m	AAB
45-05617	Cable, Camera Extension, 6 m	SPI
45-05618	Cable, Camera Extension, 18 m	SPI
45-08101	CAN Termination Male 4 Pos. WP	SPI
90-02472	Cable, GPS Antenna Extension 2 m	SPI
198-555	Cable, Open End, 2 Wires, 10 m, 2 Pos. Super Seal	AAB
166-255	8A fuse for 45-05647	AAB
166-403	3A fuse for 45-05648	AAB
198-513	Cable, Speed Out to Bogballe	AAB
198-514	Cable, Speed Out to LH500/LH85	AAB
198-593	Cable, Speed Out to JST F/Junct.	AAB
198-675	Cable, Speed Out to TJ860	AAB
198-677	Cable, Speed Out to TJ70	AAB
198-686	Cable, Speed Out to TJ500 & Müller Contr., 8 Pos. Connection	AAB
198-687	Cable, Speed Out to Amatron + & Müller Spraydos	AAB
198-688	Cable, Speed Out to Sulky Vision	AAB
199-001	Matrix GPS speed to 7p Binder cable	AAB

MISCELLANEOUS

78-00046	Switch, Work On-Off, 8 Pos. Connector	SPI
78-05112	Interface, CAN Reverse Sense	SPI

See BoomPilot for Other Cable Options

EXAMPLE: MATRIX PRO GS OUTPUTS CONNECTIONS

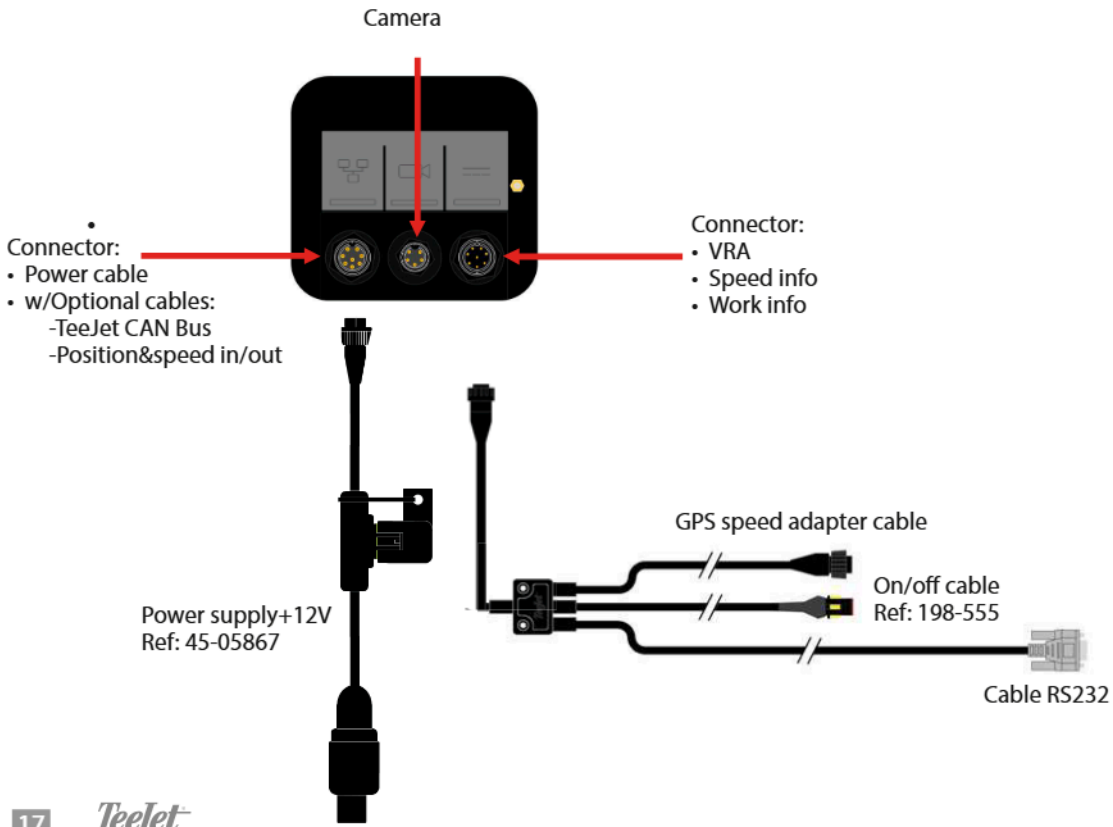

MATRIX PRO GS GPS SPEED ADAPTER CABLES

Uses a GPS receiver to measure true ground speed and delivers a frequency signal compatible with the radar signal speed input on most controls and monitors. GPS eliminates the problems frequently found with RADAR speed sensors from wet surfaces, moving crops or vehicle vibration.

Wide range of adapter cables to make it compatible with all popular application systems.



GPS SPEED ADAPTER CABLES

VARIES

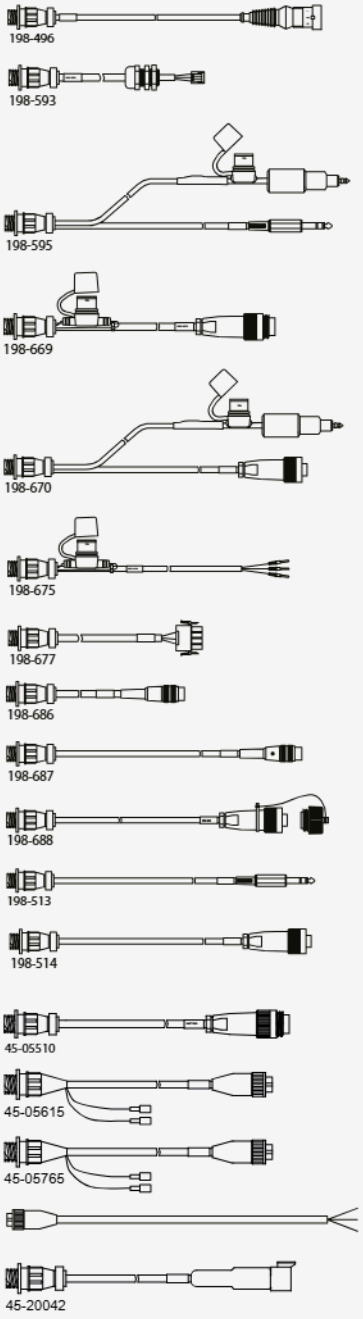

PART NO.	DESCRIPTION	ORIGIN
198-496	CenterLine® 220 and GPS Speed Sensor - Adapter Cable to TeeJet® Direct Cables (3P Amp Super Seal Connector)	AAB
198-593	CenterLine 220 and GPS Speed Sensor - Adapter Cable to TeeJet Sprayer Junction Box (3P JST Connector)	AAB
198-595	CenterLine 220 and GPS Speed Sensor - Adapter Cable to Bogballe Calibrator Controller (Jack Connector)	AAB
198-669	CenterLine 220 and GPS Speed Sensor - Adapter Cable to TeeJet 844 Controller (7P Binder Connector - Male Pin)	AAB
198-670	CenterLine 220 and GPS Speed Sensor - Adapter Cable to LH500 And TeeJet-85 Controller (7P Binder Connector - Female Pin)	AAB
198-675	CenterLine 220 and GPS Speed Sensor - Adapter Cable to Framatome Pins (TeeJet-860)	AAB
198-677	CenterLine 220 and GPS Speed Sensor - Adapter Cable to 70 Series Controller	AAB
198-686	CenterLine 220 and GPS Speed Sensor, Adapter Cable to Tee-Jet-500 or Müller Terminal (8P Binder Connector)	AAB
198-687	CenterLine 220 And GPS Speed Sensor - Adapter Cable to Amazone Amatron+ (3P Binder Connector)	AAB
198-688	CenterLine 220 And GPS Speed Sensor, Adapter Cable to Sulky Vision	AAB
198-513	Matrix - Adapter Cable to Bogballe Calibrator Controller	AAB
198-514	Matrix - Adapter Cable to LH500 And TeeJet-85 Controller (7P Binder Connector - Female Pin)	AAB
45-05510	CenterLine 220 and GPS Speed Sensor - Adapter Cable to Kverneland Controller	SPI
45-05615	Cable for Matrix SPD out/sense, 4p ConXall	SPI
45-05765	Cable for Matrix SPD out/sense, 8p ConXall	SPI
45-05838	Cable for Matrix 570/840, Work On/Off & Speed, 102"	SPI
45-20042	CenterLine 220 and GPS Speed Sensor to TJ1834/TJ1844 to direct wiring	SPI



ADAPTER CABLE FOR KVERNELAND CONTROLLER





ADAPTER CABLE TO KUHN QUANTRON A, E, E-2, S, M CONTROLLERS





ADAPTER FOR SULKY VISION CONTROLLER





ADAPTER FOR TECNOMA NOVATEC CONTROLLER





ADAPTER CABLE FOR AMATRON+ CONTROLLER



Note : must order with Amazon cable = NL525



ADAPTER CABLE FOR AMATRON 3 CONTROLLER



Note : must order with Amazon cable = NL525



ADAPTER CABLE FOR CALIBRATOR CONTROLLER





ADAPTER CABLE FOR LH85 CONTROLLER





ADAPTER FOR 844/845 CONTROLLER

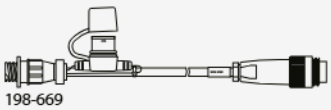







GPS RECEIVERS & ACCESSORIES

VARIES

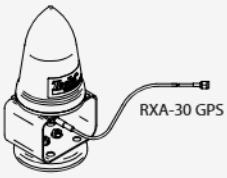

RXA-30 GPS Antenna



GPS Patch II Antenna



Mounting Plate for GPS Patch II Antenna

PART NO.	DESCRIPTION	ORIGIN
KITS	(include the antenna, the mounting plate and the antenna cable)	
902-029	Kit Antenna, GPS/GLONASS Patch, 5m Cable	AAB
90-02720	Kit, RXA-30 Antenna with 6 m Cable	AAB
90-02721	Kit, RXA-30 Antenna with 9 m Cable	AAB
RXA-52-20	Kit, RXA-52 Antenna, with 6 m Cable, Only for Matrix 908	SPI
RXA-52-30	Kit, RXA-52 Antenna, with 9 m Cable, Only for Matrix 908	SPI
ANTENNA		
78-50190	Antenna, GPS/GLONASS Patch, 5 m Cable	AAB
CABLES/MISCELLANEOUS		
90-02473	Cable, GPS Antenna Extension 2 m	SPI
90-02472	Cable, GPS Antenna Extension 3 m	SPI
45-05676	Cable, GPS Antenna Extension, 7.5 m	AAB
45-05794	Cable, GPS Antenna Extension, 9 m	AAB
45-05786	Cable, RXA-30 Antenna, 6 m	AAB
45-05787	Cable, RXA-30 Antenna, 9 m	AAB
90-02748	Plate, Mounting Kit for Patch Antenna with Velcro	SPI
45-05957	Cable, RX720/RX520 to Power & Serial Com1	SPI
65-05243	Mounting Bracket, RX720/RX520	SPI
99-01041	Upgrade, RX520, Base Unit to PPP	SPI
99-01065	Subscription, TerraStar-C for RX520, 3-months	SPI
99-01067	Subscription, TerraStar-C for RX520, 1 year	SPI
99-01068	Subscription, TerraStar-C for RX520, 2 years	SPI
99-01069	Subscription, TerraStar-C for RX520, 3 years	SPI

RX720
MULTI-FREQUENCY MULTI-CONSTELLATION GNSS SMART ANTENNA



A high-quality internal antenna element combined with the ability to track 555 channels makes the RX720 extremely flexible. This receiver can receive GPS, GLONASS, BeiDou, Galileo and QZSS, along with TerraStar correction signals. This results in high numbers of satellite signals and a wide range of configurations that can deliver the accuracy your application needs – from subscription free SBAS (WAAS, EGNOS, MSAS, GAGAN) to corrections through TerraStar-L and TerraStar-C PRO, and centimeter-level RTK accuracy.

RX720 GNSS SMART ANTENNA

SPI

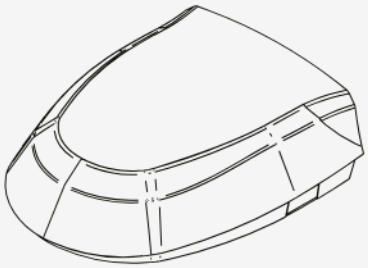

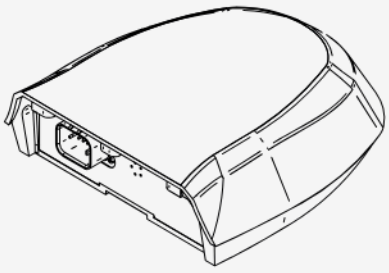

PART NO.	DESCRIPTION	ORIGIN
KITS (include the receiver, the mounting bracket and the RX720 power/RS232 cable)		
90-02942	Kit, GNSS Receiver,RX720,Dual Freq.,TSL ready,CP,no-SBAS. . .	SPI
90-02943	Kit, GNSS Receiver,RX720,Dual Freq.,TSL ready,CP,SBAS	SPI
90-02944	Kit, GNSS Receiver,RX720,Dual Freq.,TSL & TSC-Pro ready,CP,SBAS	SPI
90-02945	Kit, GNSS Receiver,RX720,Dual Freq.,TSL & TSC-Pro ready,CP,no-SBAS	SPI
90-02946	Kit, GNSS Receiver,RX720,Dual Freq.,TSL/TSC-Pro/TSX ready,CP,SBAS.	SPI
GNSS RECEIVER UPGRADES		
99-01078	Upgrade, RX720, base unit to TSC-Pro ready.	SPI
99-01079	Upgrade, RX720, TSC-Pro ready to RTK	SPI
99-01080	Upgrade, RX720, base unit to TSC-Pro ready/RTK	SPI
99-01081	Upgrade, RX720, add Galileo constellation to base receiver	SPI
99-01082	Upgrade, RX720, add Galileo constellation to TSC-Pro ready receiver	SPI
99-01083	Upgrade, RX720, add Galileo constellation to TSC-Pro/TSX ready receiver.	SPI
99-01084	Upgrade, RX720, unlock all constellations on base receiver	SPI
99-01085	Upgrade, RX720, unlock all constellations on TSC-Pro ready receiver	SPI
99-01086	Upgrade, RX720, unlock all constellations on TSC-Pro/TSX ready receiver	SPI

Note: TSC-Pro subscription activation includes and automatically applies the unlock for all constellations (GPS,GLO,GAL,BDS). TSC-Pro subscription activation does not include the upgrade unlock to upgrade base unit to TSC-Pro ready.

SUBSCRIPTIONS

99-01087	Subscription, TERRASTAR-C PRO, 3 months	SPI
99-01088	Subscription, TERRASTAR-C PRO, 1 year	SPI
99-01089	Subscription, TERRASTAR-C PRO, 2 years	SPI
99-01090	Subscription, TERRASTAR-C PRO, 3 years	SPI
99-01075	Subscription, TERRASTAR-L, 1 year	SPI
99-01076	Subscription, TERRASTAR-L, 2 years	SPI
99-01077	Subscription, TERRASTAR-L, 3 years	SPI

UNIPILOT® PRO

UniPilot Pro delivers assisted steering in a package that lets you get the most from your TeeJet guidance system. Compatible with a huge range of equipment UniPilot Pro makes autosteer technology accessible to nearly every operator. Unlike other mechanical systems, there is no need to remove the steering wheel.



UNIPILOT® PRO ASSISTED STEERING SYSTEM

PART NO.	DESCRIPTION
	UNIPILOT PRO SYSTEM ORDERING EXAMPLES
EXAMPLE 1	TO ORDER A COMPLETE UNIPILOT PRO SYSTEM WITH MATRIX PRO 570GS USING SBAS
90-02773-xx	Matrix Pro 570GS w/ ClearPath/GPS/GLONASS; RXA-30 Antenna; COBO
91-05025	Kit, UniPilot Pro, No WAS, Matrix
EXAMPLE 2	TO ORDER A COMPLETE UNIPILOT PRO SYSTEM WITH MATRIX PRO 570GS AND HIGH ACCURACY RX720 USING PPP SOLUTIONS (TERRASTAR-C PRO)
90-02772-xx	Matrix Pro 570GS w/ ClearPath/GPS/GLONASS; Patch Antenna; COBO
91-05025	Kit, UniPilot Pro, No WAS, Matrix
90-02944	Kit, GNSS Receiver, RX720, Dual Freq., TSL & TSC-Pro Ready, CP, SBAS
99-01088	Subscription, Terrastar-C Pro, 1 year
EXAMPLE 3	TO ADD A UNIPILOT PRO SYSTEM AND HIGH ACCURACY RX720 USING PPP SOLUTIONS (TERRASTAR-C PRO) TO AN EXISTING MATRIX PRO 570GS/840GS
91-05025	Kit, UniPilot Pro, No WAS, Matrix
90-02944	Kit, GNSS Receiver, RX720, Dual Freq., TSL & TSC-Pro Ready, CP, SBAS
99-01088	Subscription, Terrastar-C Pro, 1 year
EXAMPLE 4	TO ORDER ITEMS NEEDED TO INSTALL UNIPILOT PRO ON ADDITIONAL VEHICLE
45-08101	CAN, Terminator, 4 Pos. Male
45-10172	Harness, Main, FieldPilot, SCM
45-10194	Harness, ESD, w/WAS Connection
65-05246	Kit, Universal Anti-Rotation Bracket
65-05250	Assy, Anti Rotation Pin, UniPilot Pro
65-05251	Bracket, SCM Pro, Flat
91-05028	Switch kit, UniPilot Pro
UNIPILOT PRO KITS	
91-05025	Kit, UniPilot Pro, No WAS, Matrix
91-05020	Kit, UniPilot Pro, No WAS, Aeros
Cables	
45-10172	Harness, Main, FieldPilot, SCM
45-10194	Harness, ESD, w/WAS Connection
COMPONENTS	
32-04020	Kit, FieldPilot Pro Foot Switch
65-05246	Kit, Universal Anti-Rotation Bracket
65-05250	Assy, Anti Rotation Pin, UniPilot Pro
65-05251	Bracket, SCM Pro, Flat
91-05023	Electric Steering Device, UniPilot Pro
91-05028	Switch Kit, UniPilot Pro
WHEEL ANGLE SENSOR	
99-01074	Unlock Code, Wheel Angle Sensor (UniPilot Pro Only)
16-05022	Kit, Generirc Wheel Angle Sensor w/ Linkage
45-04010-15	Cable, WAS Extension, 15', 3 Pos WP

UNIPILOT® PRO POSSIBILITIES

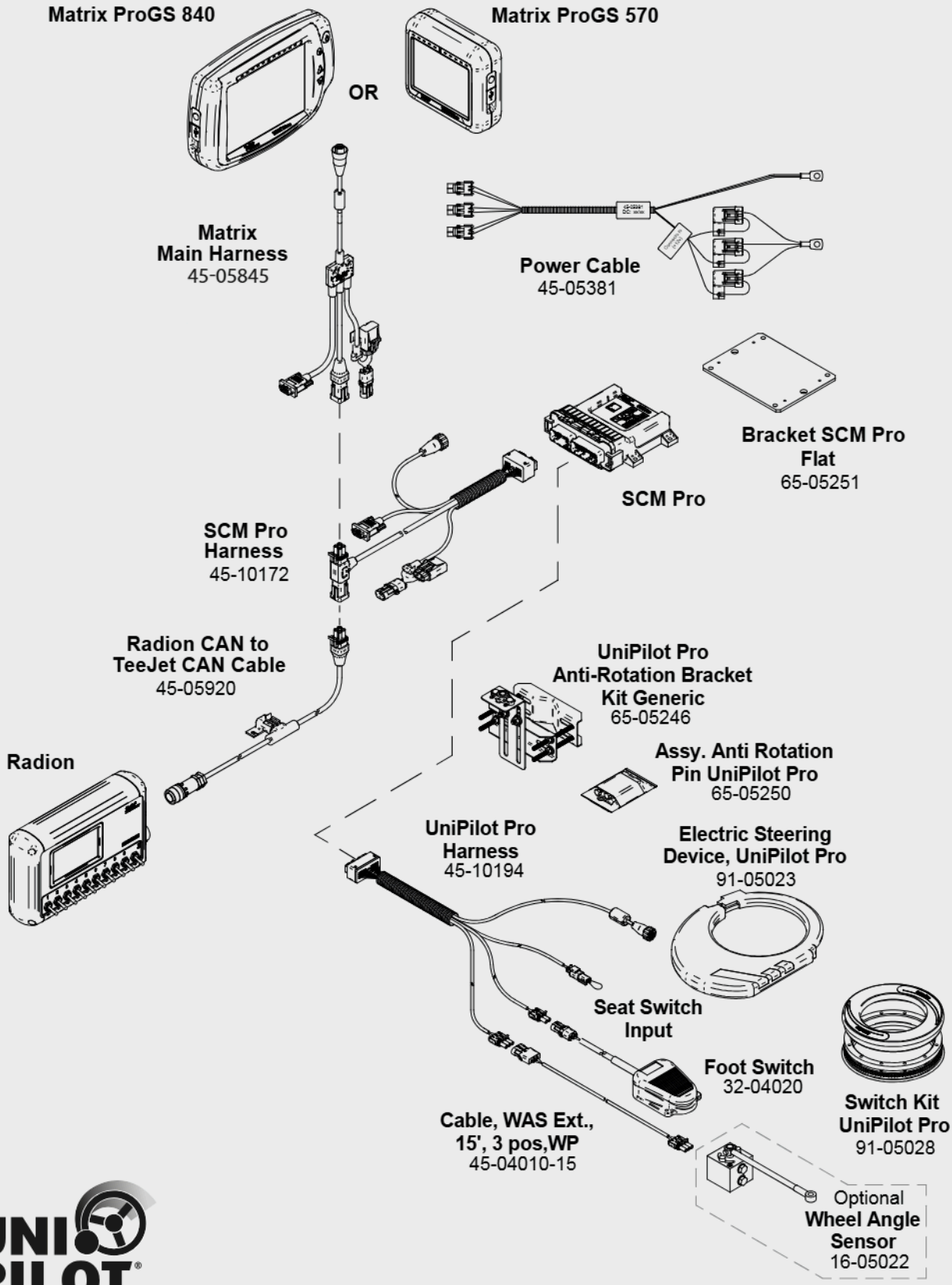

UNIPILOT® PRO

MATRIX 908 WITH ASSISTED STEERING SYSTEM

PART NO.	DESCRIPTION

ELECTRICAL AUTOSTEERING UNIPILOT PRO® KIT FOR MATRIX 908

91-05039	UniPilot Pro® Kit for Matrix 908, No Wheel Angle Sensor included
Including	SCM PRO ECU, Ethernet conenction, UniPilot Pro® only TeeJet (78-08111)
	Electric Steering Device, UniPilot Pro® TeeJet (91-05023)
	Main Harness UniPilot Pro® SCM (45-10172)
	Harness UniPilot Pro® ESD with WAS Connector (45-10194)
	Ethernet cable for Matrix 908 (45-04053)
	Can Tee Cable to 6 Pin Deutsch connector (45-08120)
	Female CAN Terminator (45-08102)
	Male CAN Terminator (45-08101)
	Cable Power 3 outputs Weather Pack to Battery with Fuses (45-05381)
	Universal Anti-Rotation Bracket Kit (65-05246)
	Anti Rotation Pin Kit UniPilot Pro® (65-05250)
	Bracket, SCM Pro (65-05251)
	Switch Kit, UniPilot Pro® TeeJet (91-05028)
	Foot Switch for UniPilot Pro® (32-04020)
	User Manual UniPilot Pro®, English (98-05341-ENUS)
	Install Manual UniPilot Pro®, English (98-05342-ENUS)
AL-4100160-XX	Specific vehicle kit for UniPilot Pro®, Contact your Regional Sales Manager to get the specific vehicle list.

HYDRAULIC AUTOSTEERING FIELDPILOT PRO® KIT FOR MATRIX 908

91-05040	FieldPilot Pro® Kit for Matrix 908,.
Including	SCM PRO ECU, Ethernet conenction, FieldPilot Pro® only TeeJet (78-08112)
	Main Harness FieldPilot Pro® SCM (45-10172)
	Ethernet cable for Matrix 908 (45-04053)
	Can Tee Cable to 6 Pin Deutsch connector (45-08120)
	Female CAN Terminator (45-08102)
	Male CAN Terminator (45-08101)
	Cable Power 3 outputs Weather Pack to Battery with Fuses (45-05381)
	Foot Switch for FieldPilot Pro (32-04059)
	User Manual FieldPilot Pro®, English (98-05341-ENUS)
186-00xx-xx	Specific vehicle kit for FieldPilot Pro®, Contact your Regional Sales Manager to get the specific vehicle list.



MATRIX 908 WITH ASSISTED STEERING SYSTEM

Matrix 908, w/FieldPilot Pro / UniPilot Pro

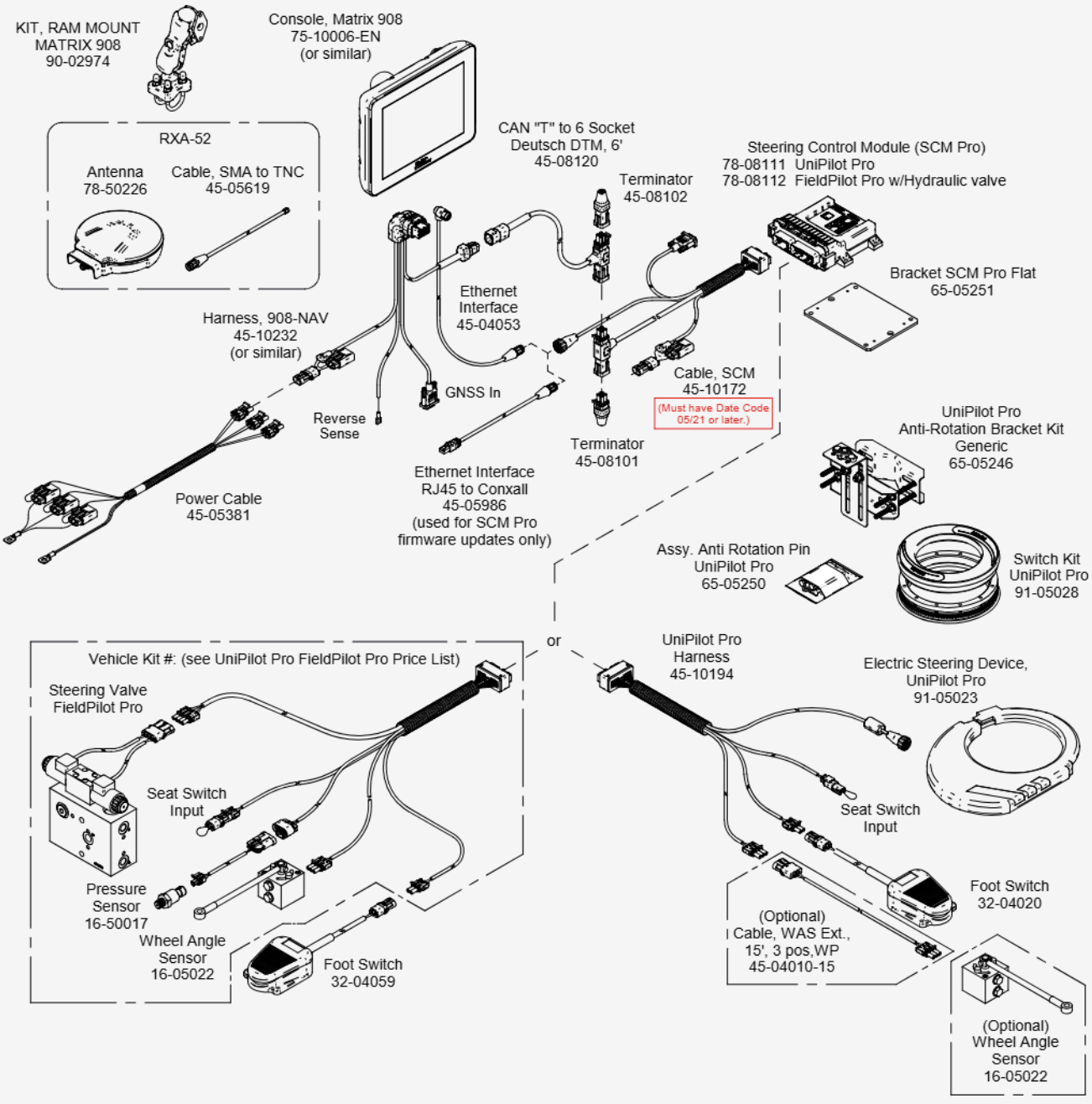

AUTOMATIC SECTION CONTROLLS

SPRAY CONTROLLERS - SPREADER KITS

MATRIX 908 WITH BoomPilot®
AUTOMATIC SECTION CONTROL





HOW TO ORDER

STEP 1: CHOOSE YOUR KIT & HARNESS

To start, choose your Matrix 908 Kit & Harness. (See pages 10-11.)

STEP 2: DETERMINE MACHINE TYPE & FIND YOUR KIT

We have predetermined KITS depending on the type of machine you use to do section control. Refer to the page reference below for your machine type:

1. **Sprayer**: see kit options on page 29-30
2. **Spreader**: see kit options on page 31
3. **Others machines**: Please contact your TeeJet Regional Sales Office for more info.

STEP 3: CHOOSE THE KIT FOR YOUR RATE CONTROLLER

Once you've determined the machine type, you will find a list of all available kits for different rate controllers on the reference pages. The table provides the name of the rate controller, the implement manufacturer, a product description and the parts required to build your KIT.

PLEASE NOTE: some kits may have software restrictions or other specificity. Please refer to the information shown in under Software Requirements & Description for more info.
If you do not find the kit you require, or if anything is unclear, please contact your TeeJet Regional Sales Office for more information.

STEP 4: PLACE YOUR ORDER.

Once you have found the right kit for your machine, please order all parts listed for your rate controller.

BoomPilot® SPRAYER KITS FOR MATRIX 908

SPRAYER CONTROLLER	SOFTWARE REQUIREMENTS	IMPLEMENT MANUFACTURER	DESCRIPTION	ORIGIN	PART NUMBERS		SMART CABLE	SDM	JUNCTION BOX	CANBUS	INSTALLATION
TJ744E			5 Sections	AAB SPI SPI SPI	198-396 ..... 78-05072 ..... 45-08120 ..... 45-08102			x			Easy
TJ834/844/845/854 Based Computers			1 - 9 Sections + Master	AAB SPI SPI SPI	198-410 ..... 78-05072 ..... 45-08120 ..... 45-08102			x			Easy
TJ844			1 - 13 Sections + Master	AAB SPI SPI SPI	198-415 ..... 78-05072 ..... 45-08120 ..... 45-08102			x			Easy
TJ860			1-15 Sections + Master	AAB AAB SPI SPI SPI	198-413 ..... 198-414 ..... 78-05072 ..... 45-08120 ..... 45-08102			x			Advanced
Radion 8140		TeeJet	1-13 sections + Master	AAB AAB SPI SPI	197-101 ..... 001-266 ..... 45-08120 ..... 45-08102					x	Easy
Amatron + Amatron 3	≥ v7.07	Amazone		SPI SPI SPI	90-02883 ..... 45-08120 ..... 45-08102					x	Easy
ARAG 466 Switch Box			5 Sections + Master	AAB SPI SPI	903-336 ..... 45-08120 ..... 45-08102				x		Advanced
ARAG BRAVO 180			5 Sections + Master	AAB SPI SPI	903-331 ..... 45-08120 ..... 45-08102				x		Advanced
ARAG BRAVO 300			5 Sections + Master	AAB SPI SPI	903-333 ..... 45-08120 ..... 45-08102				x		Advanced
Berthoud DP Tronic	≤ 2010	Berthoud	Max. 15 Sections + Master for New Safi or Pneumatic Valves	AAB AAB SPI SPI	990-888 ..... 902-422 ..... 45-08120 ..... 45-08102			x			Advanced
Berthoud DP Tronic	≤ 2010	Berthoud	Max. 15 Sections + Master Old Safi or ARAG Valves	AAB AAB SPI SPI	990-889 ..... 902-422 ..... 45-08120 ..... 45-08102			x			Advanced
Berthoud DP Tronic	≥ 2011(Factory Installed Interface)	Berthoud	Max. 15 Sections + Master for New Safi or Pneumatic Valves	AAB SPI SPI	990-888 ..... 45-08120 ..... 45-08102			x			Medium
Berthoud DP Tronic	≥ 2011(Factory Installed Interface)	Berthoud	Max. 15 Sections + Master Old Safi or ARAG Valves	AAB SPI SPI	990-889 ..... 45-08120 ..... 45-08102			x			Medium
Berthoud EC Tronic	≥ 2011(Factory Installed Interface)	Berthoud	Max. 15 Sections + Master for New Safi or Pneumatic Valves	AAB SPI SPI	990-888 ..... 45-08120 ..... 45-08102			x			Medium
Berthoud EC Tronic	≥ 2011(Factory Installed Interface)	Berthoud	Max. 15 Sections + Master Old Safi or ARAG Valves	AAB SPI SPI	990-889 ..... 45-08120 ..... 45-08102			x			Medium
Blanchard REB1		Blanchard	Max. 9 Sections + Master	AAB SPI	903-335 ..... 45-08120 ..... 45-08102				x		Medium
Caruelle Integral Plus, Seguip Spraycom Plus, Caruelle Horizon		Max. 13 Sections		AAB SPI SPI SPI	198-419 ..... 78-05072 ..... 45-08120 ..... 45-08102			x			Advanced
DUBEX (Müller Spray Control S)		Dubex	1 - 11 Sections + Master	AAB SPI	903-338 ..... 45-08120 ..... 45-08102				x		Medium
EL4		John Deere	1 - 9 Sections + Master	AAB SPI SPI	198-398 ..... 78-05072 ..... 45-08120 ..... 45-08102			x			Easy
Evrard Regulor 5		Evrard	Max. 9 Sections + Master	AAB SPI	198-418 ..... 78-05072 ... 45-08120 ..... 45-08102			x			Advanced

BoomPilot® SPRAYER KITS FOR MATRIX 908

SPRAYER CONTROLLER	SOFTWARE REQUIREMENTS	IMPLEMENT MANUFACTURER	DESCRIPTION	ORIGIN	PART NUMBERS		SMART CABLE	SDM	JUNCTION BOX	CANBUS	INSTALLATION
HARDI HC5500 w/Hardi JobCom or Spray box III		Hardi	Max. 9 Sections	SPI SPI SPI	78-05096 ..... 45-08120 ..... 45-08102 ..... 020-056-UK...		x				Medium
HARDI HC5500 without Hardi JobCom		Hardi	Max. 9 Sections	SPI AAB SPI SPI	78-05127 ..... 197-101 ..... 45-08120 ..... 45-08102 ..... 020-059-UK...				x		Medium
Kuhn / Blanchard REB3	(ver. 8.03-3)	Kuhn / Blanchard	Max. 11 Sections + Master Includes Optima Interface	AAB SPI SPI	990-906 ..... 45-08120 ..... 45-08102			x			Medium
Kuhn / Blanchard REB3	(ver. 8.03-3)	Kuhn / Blanchard	Max. 11 Sections + Master Excludes Optima Interface	AAB SPI SPI	990-907 ..... 45-08120 ..... 45-08102			x			Medium
Müller SprayDos			7 Sections + Master Only Müller standard version with "Low profile connector"	AAB SPI SPI	903-325 ..... 45-08120 ..... 45-08102				x		Advanced
Müller SprayDos			9 Sections + Master Only Müller standard version with "Low profile connector"	AAB SPI SPI	903-327 ..... 45-08120 ..... 45-08102				x		Advanced
Kverneland** Flow Mate, Flow Master, Focus 2		Kverneland									

**For order details please contact your local Dealer
For other types of controllers please contact TeeJet Technologies.

BoomPilot Kit for TeeJet Radion 8140

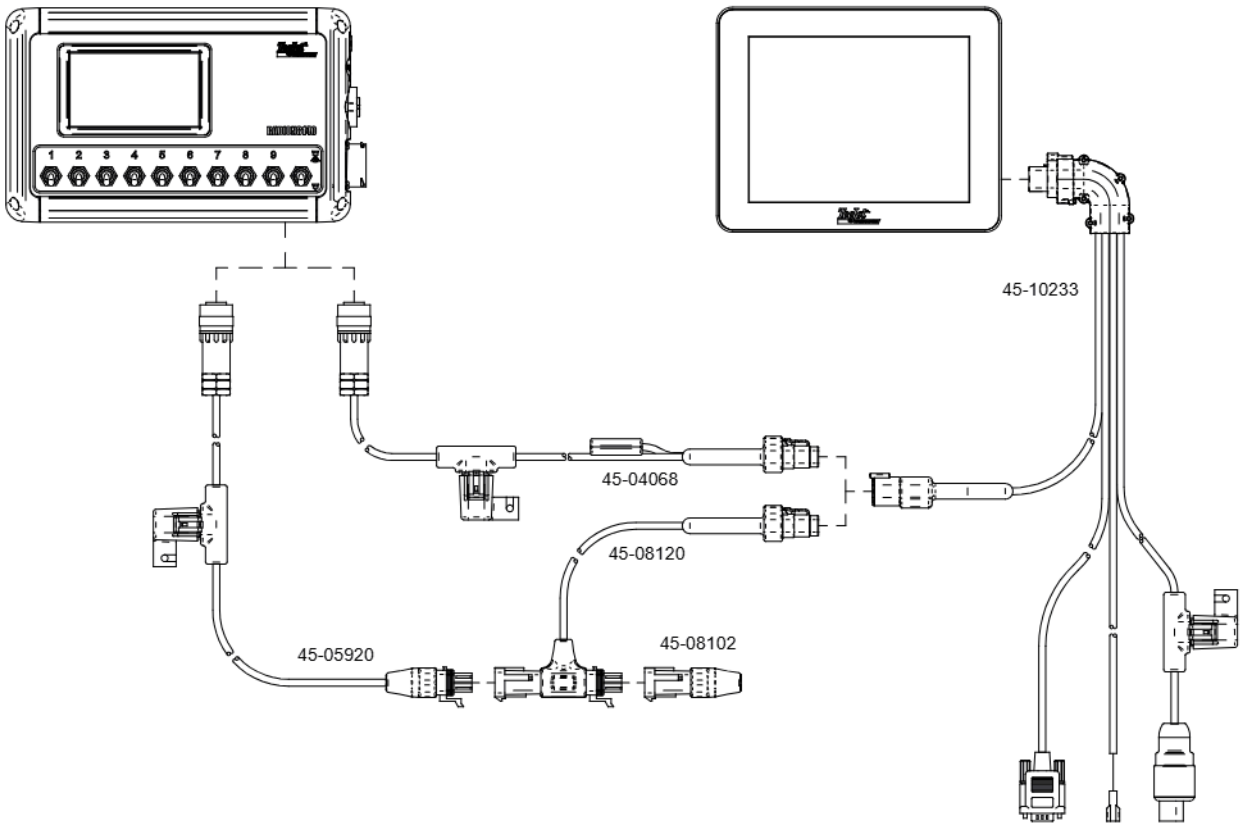

BoomPilot® SPREADER KITS FOR MATRIX 908

SPREADER CONTROLLER	SOFTWARE REQUIREMENTS	IMPLEMENT MANUFACTURER	DESCRIPTION	ORIGIN	MATRIX PART NUMBERS		SMARTCABLE	SDM	JUNCTIONBOX	CANBUS	INSTALLATION
Calibrator ZURF	from v1.16	Bogballe	8 Virtual Sections	SPI	78-05082 . . .		x				Easy
Calibrator ICON	from v1.13	Bogballe	8 Virtual Sections	SPI SPI SPI	45-08120 . . . 45-08102 . . . 45-08101 . . .						
Calibrator UNIQ* (* HW 361 and 362)	from v1.16	Bogballe	8 Virtual Sections								
TJ500 Bredal	from v1.02	Bredal	Advanced, Virtual Sections	AAB SPI SPI	198-471 . . . . 45-08120 . . . 45-08101 . .					x	Easy
TJ500 Güstrower	from v2.06	MuA	Advanced, Virtual Sections	AAB SPI	198-471 . . . . 45-08120 . . . 45-08101 . . .					x	Easy
Quantron A (from Ver. 1.10.00) Quantron E (from Ver. 3.50.00) Quantron E2 (from Ver. 1.20.00)		Rauch / Kuhn		AAB SPI SPI SPI AAB	78-05090 . . . 45-08101 . . . 45-08120 . . . 45-08102 . . . 197-885		x				Medium
Econov Stop & Go		Sulky*									

*For order details please contact your local Sulky Dealer
For other types of controllers please contact TeeJet Technologies.

AUTOMATIC SECTION CONTROL

BoomPilot Kit for Kuhn Spreader with Quantron A Display

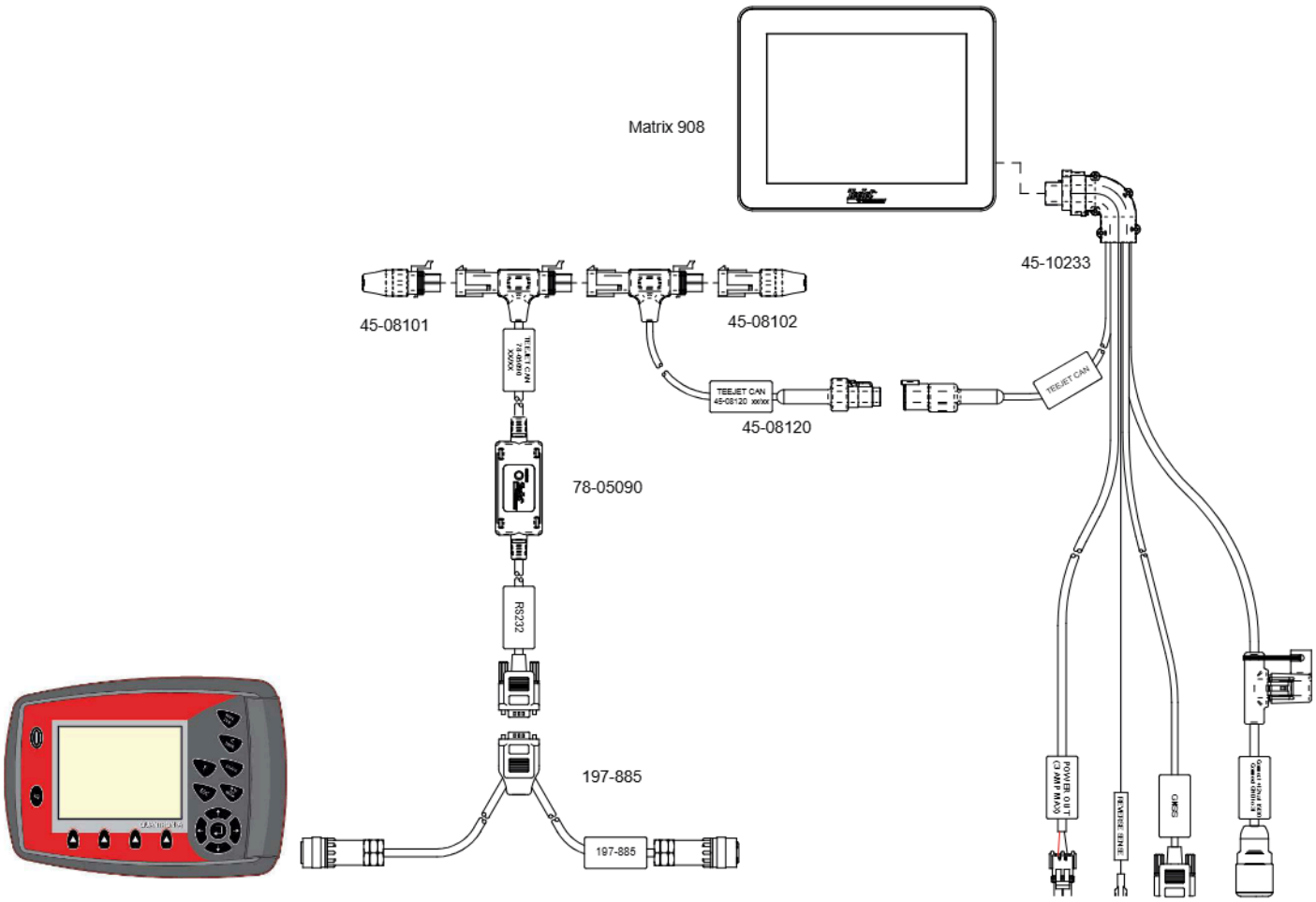

MATRIX 908 ORDER EXAMPLES FOR MATRIX 908

ORDER EXAMPLE OF MATRIX 908 KIT WITH BOOMPILOT® KIT

EXAMPLE 1 : MATRIX PRO 908 WITH TERRASTAR-L SUBSCRIPTION, 1 YEAR WITH BOOMPILOT® KIT FOR TEEJET RADION 8140

PART NO.	DESCRIPTION	ORIGIN
90-10007-EN-NH	Matrix Pro 908; NAV; L2 + TSL Ready GLONASS; NO HARNESS	SPI
45-10233	Harness Matrix 908, 2.35 meter Matrix 908 <=> CAN / GNSS IN / Reverse IN / COBO Power	SPI
99-01075	TERRASTAR-L SUBSCRIPTION 1 YEAR	SPI
45-04068	Cable, BoomPilot® Adapter Cable, Radion to CAN connector 6pos. Male.	SPI
001-266	RADION 8140 - BoomPilot® Unlock Code	AAB

EXAMPLE 2 : MATRIX PRO 908 L1 GLONASS WITH BOOMPILOT® KIT FOR BERTHOUD EC-TRONIC WITH NEW SAFI VALVES

90-10006-EN-NH	Matrix Pro 908; NAV; L1 GLONASS; NO HARNESS	SPI
45-10233	Harness Matrix 908, 2.35 meter Matrix 908 <=> CAN / GNSS IN / Reverse IN / COBO Power	SPI
45-08120	Cable, CAN "T" to 6 socket Deutsch	SPI
45-08102	CAN Terminator, 4 Pos. Female.	SPI
990-888	BoomPilot® Berthoud kit for EC-Tronic, Factory	AAB

EXAMPLE 3 : MATRIX PRO 908 WITH TERRASTAR-L SUBSCRIPTION, 1 YEAR WITH BOOMPILOT® FOR KUHN QUANTRON E2

90-10007-EN-NH	Matrix Pro 908; NAV; L2 + TSL Ready GLONASS; NO HARNESS	SPI
45-10233	Harness Matrix 908, 2.35 meter Matrix 908 <=> CAN / GNSS IN / Reverse IN / COBO Power	SPI
99-01075	TERRASTAR-L SUBSCRIPTION 1 YEAR	SPI
78-05090	Smart Cable RAUCH Quantron A, E , E2.	SPI
197-885	Cable, BoomPilot Adapter Kuhn, 8P Binder MALE/FEMALE to 9P SUB-D	AAB
45-08120	Cable, CAN "T" to 6 socket Deutsch	SPI
45-08102	CAN Terminator, 4 Pos. Female.	SPI
45-08101	CAN Terminator, 4 Pos. Male	SPi

BOOMPILOT®
FOR TEEJET 844

SYSTEM DIAGRAM

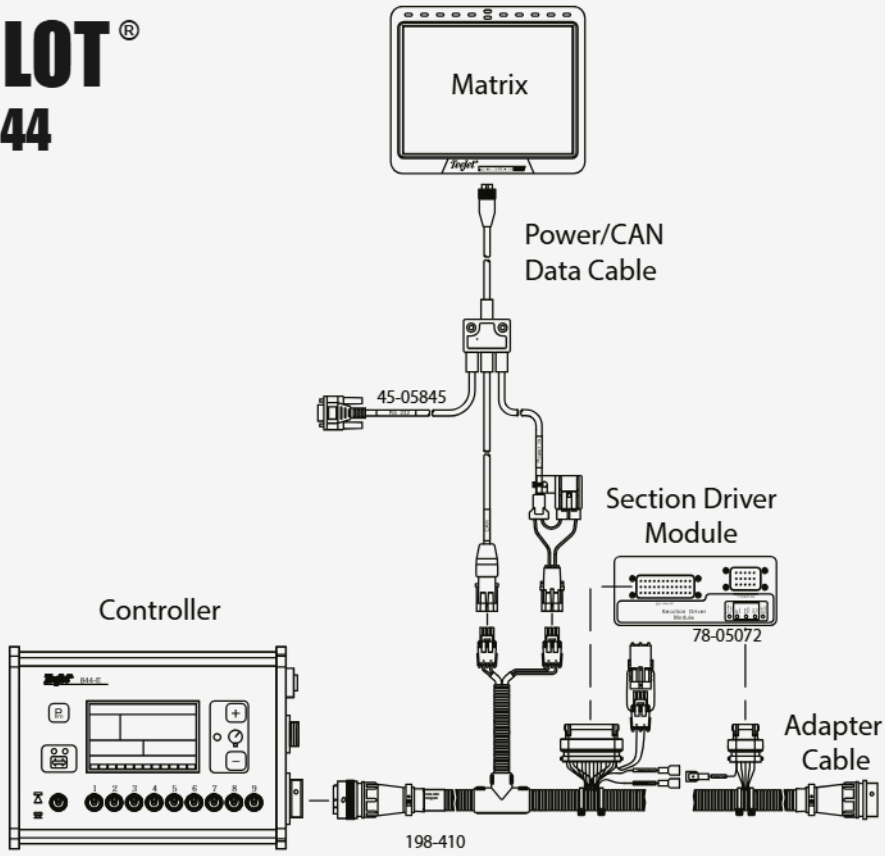

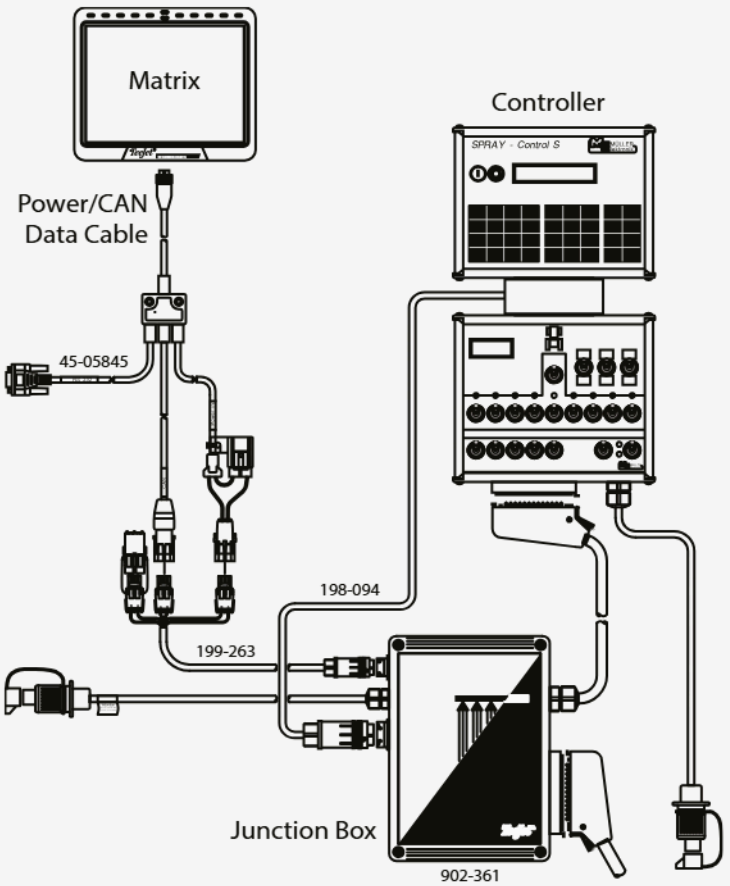

BOOMPILOT®
FOR MÜLLER SPRAY CONTROL

SYSTEM DIAGRAM

BoomPilot® SPRAYER KITS ONLY FOR MATRIX PRO GS

SPRAYER CONTROLLER	SOFTWARE REQUIREMENTS	IMPLEMENT MANUFACTURER	DESCRIPTION	ORIGIN	MATRIX PRO GS PART NUMBERS		SMART CABLE	SDM	JUNCTION BOX	CANBUS	INSTALLATION
TJ744E			5 Sections	AAB SPI SPI	198-396 ..... 78-05072 ..... 45-05845			x			Easy
TJ834/844/854 Based Computers			1 - 9 Sections + Master	AAB SPI SPI	198-410 ..... 78-05072 ..... 45-05845			x			Easy
TJ844			1 - 13 Sections + Master	AAB SPI SPI	198-415 ..... 78-05072 ..... 45-05845			x			Easy
TJ860			1-15 Sections + Master	AAB AAB SPI SPI	198-413 ..... 198-414 ..... 78-05072 ..... 45-05845			x			Advanced
TJ85*		Artec									
Amatron + Amatron 3	≥ v7.07	Amazone		SPI SPI	90-02883 ..... 45-05826 ..... 45-08101					x	Easy
ARAG 466 Switch Box			5 Sections + Master	AAB SPI	903-336 ..... 45-05845				x		Advanced
ARAG BRAVO 180			5 Sections + Master	AAB SPI	903-331 ..... 45-05845				x		Advanced
ARAG BRAVO 300			5 Sections + Master	AAB SPI	903-333 ..... 45-05845				x		Advanced
Berthoud DP Tronic	≤ 2010	Berthoud	Max. 15 Sections + Master for New Safi or Pneumatic Valves	AAB SPI AAB	990-888 ..... 45-05845 ..... 902-422			x			Advanced
Berthoud DP Tronic	≤ 2010	Berthoud	Max. 15 Sections + Master Old Safi or ARAG Valves	AAB SPI AAB	990-889 ..... 45-05845 ..... 902-422			x			Advanced
Berthoud DP Tronic	≥ 2011(Factory Installed Interface)	Berthoud	Max. 15 Sections + Master for New Safi or Pneumatic Valves	AAB SPI	990-888 ..... 45-05845			x			Medium
Berthoud DP Tronic	≥ 2011(Factory Installed Interface)	Berthoud	Max. 15 Sections + Master Old Safi or ARAG Valves	AAB SPI	990-889 ..... 45-05845			x			Medium
Blanchard REB1		Blanchard	Max. 9 Sections + Master	AAB SPI	903-335 ..... 45-05845				x		Medium
Caruelle Integral Plus, Seguip Spraycom Plus, Caruelle Horizo		Max. 13 Sections		SPI SPI AAB	45-05845 ..... 78-05072 ..... 198-419			x			Advanced
DUBEX (Müller Spray Control S)		Dubex	1 - 11 Sections + Master	AAB SPI	903-338 ..... 45-05845				x		Medium
EL4		John Deere	1 - 9 Sections + Master	AAB SPI SPI	198-398 ..... 78-05072 ..... 45-05845			x			Easy
Evrard Regulor 5		Evrard	Max. 9 Sections + Master	AAB SPI SPI	198-418 ..... 45-05845.... 78-05072...			x			Advanced
HARDI HC5500 w/Hardi JobCom or Spray box III		Hardi	Max. 9 Sections	SPI SPI SPI	78-05096 ..... 45-05826 ..... 45-08101		x				Medium
HARDI HC5500 without Hardi JobCom		Hardi	Max. 9 Sections	SPI SPI AAB	78-05127 ..... 45-05826 ..... 197-101				x		Medium
Kuhn / Blanchard REB3	(ver. 8.03-3)	Kuhn / Blanchard	Max. 11 Sections + Master9 Includes Optima Interface	AAB SPI	990-906 ..... 45-05845			x			Medium
Kuhn / Blanchard REB3	(ver. 8.03-3)	Kuhn / Blanchard	Max. 11 Sections + Master Excludes Optima Interface	AAB SPI	990-907 ..... 45-05845			x			Medium
Müller SprayDos			7 Sections + Master Only Müller standard version with "Low profile connector"	AAB SPI	903-325 ..... 45-05845				x		Advanced
Müller SprayDos			9 Sections + Master Only Müller standard version with "Low profile connector"	AAB SPI	903-327 ..... 45-05845				x		Advanced
Kverneland Flow Mate	- fmc-r 1.12 - FMC 1.14 up to FMC 1.21	Kverneland		SPI	45-05770					x	Medium
Kverneland** Flow Master Sprayer	Only version FMA-R 1.12	Kverneland	MAX 11 sections	SPI	45-05770					x	Medium
Kverneland** Focus 2	Matrix Pro version should be 4.12 or lower	Kverneland		SPI	45-05770					x	Medium

For other types of controllers please contact TeeJet Technologies.
**The system can only works with Matrix version 4.12 or lower

BOOMPILOT®
SYSTEM FOR BOGBALLE CALIBRATOR

SYSTEM DIAGRAM

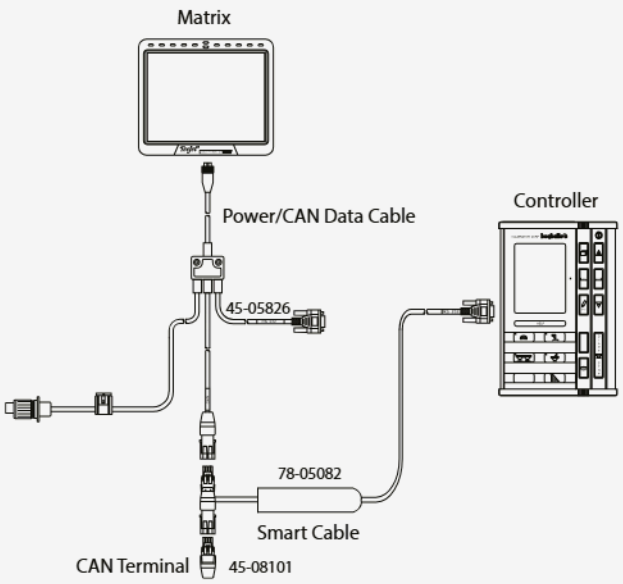

BOOMPILOT®
SYSTEM FOR RAUCH QUANTRON-P

SYSTEM DIAGRAM

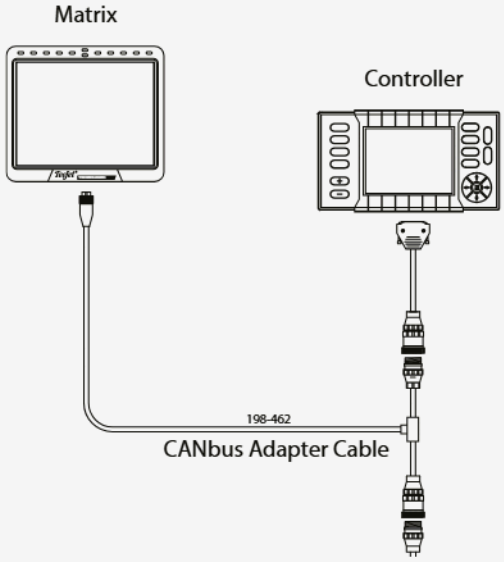

BoomPilot® SPREADER KITS ONLY FOR MATRIX PRO GS

SPREADER CONTROLLER	SOFTWARE REQUIREMENTS	IMPLEMENT MANUFACTURER	DESCRIPTION	ORIGIN	MATRIX PRO GS PART NUMBERS		SMARTCABLE	SDM	JUNCTION BOX	CANBUS	INSTALLATION
Calibrator ZURF	from v1.16	Bogballe	8 Virtual Sections	SPI SPI SPI	78-05082 . . . 45-05826 . . . 45-08101 . . .		x				Easy
Calibrator ICON	from v1.13	Bogballe	8 Virtual Sections								
Calibrator UNIQ* (* HW 361 and 362)	from v1.16	Bogballe	8 Virtual Sections								
TJ500 Bredal	from v1.02	Bredal	Advanced, Virtual Sections	AAB SPI	198-471 . . . . 45-05826 . . .					x	Easy
TJ500 Bredal	from v1.02	Bredal	Basic, Virtual Sections Note: Not possible to connect VSM, SCM, TGM etc.	AAB	198-461					x	Easy
TJ500 Güstrower	from v2.06	MuA	Advanced, Virtual Sections	AAB SPI	198-471 . . . . 45-05826 . . .					x	Easy
TJ500 Güstrower	from v2.06	MuA	Basic, Virtual Sections Note: Not Possible to Connect VSM, SCM, TGM etc.	AAB	198-461					x	Easy
Quantron A (from Ver. 1.10.00) Quantron E (from Ver. 3.50.00) Quantron E2 (from Ver. 1.20.00)		Rauch / Kuhn		AAB SPI SPI AAB	78-05090 . . . 45-08101 . . . 45-05826 . . . 197-885		x				Medium
Quantron P (Axera H EMC) (from Ver. 3.10)		Rauch / Kuhn	Virtual Sections Note: Not Possible to Connect VSM, SCM, TGM etc.	AAB	198-462					x	Medium
Econov Stop & Go		Sulky**									

**For order details please contact your local Sulky Dealer
For other types of controllers please contact TeeJet Technologies.

MONITORS

DROPLET SIZE MONITOR- TIP FLOW MONITOR-
GRAIN LOSS MONITOR

SENTRY 6120
DROPLET SIZE MONITOR

Provides real time operating pressure and corresponding droplet size category feedback for liquid applications. Image-based Tip Series and Tip Capacity settings allow for simple one-touch selection to choose your spray tip



SENTRY 6120 DROPLET SIZE MONITOR

VARIES

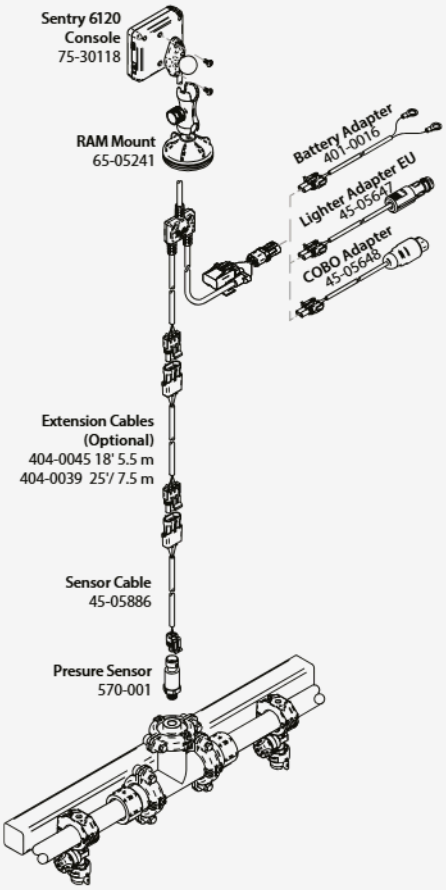

PART NO.	DESCRIPTION	ORIGIN
KITS & CONSOLES		
90-02849	Kit, Sentry 6120 w/ COBO Connector	SPI
90-02848	Kit, Sentry 6120 w/ Battery Leads	SPI
CABLES AND POWER ADAPTERS		
45-05648	Cable, COBO Adapter	AAB
401-0016	Cable, Battery Adapter, 2'/0.7 m	SPI
SENSORS		
570-001	Pressure Sensor, 10 Bar	SPI
MOUNTING		
65-05241	Kit, Sentry Ram Mount w/ Suction Cup	SPI

SENTRY 6140
TIP FLOW MONITOR



The Sentry 6140 Tip Flow Monitor provides a simple, reliable solution to monotor plugged or partially blocked spray tips. Flow sensors mounted at each spray tip location monitor the flow through the tip and provide instantaneous feedback to the operator should a tip become clogged. By eliminating the need to detect plugged tips visually from the cab, operators can cover more hectares in a day, and know, with confidence, that their spray tips are operating properly.

SENTRY 6140 TIP FLOW MONITOR

Sprayers and Applicators with Multiple Boom Section Valves

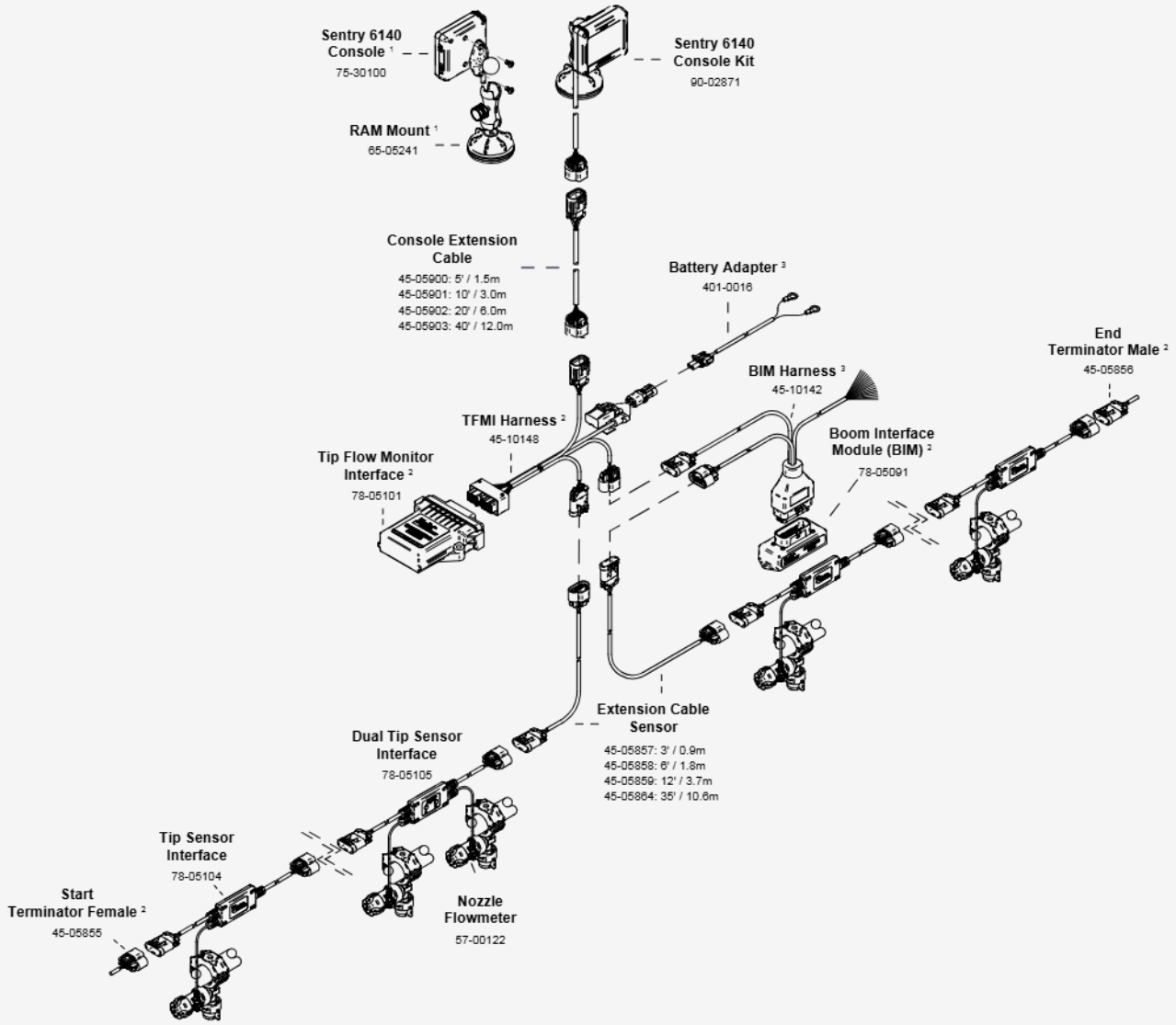

[1] These items part of Kit 90-02871
[2] These items part of Kit 90-02852
[1, 2, &3] These items part of Kit 90-02860

SENTRY 6510
GRAIN CAPACITY MONITOR



The Sentry 6510 Capacity monitor offers an easy-to-use system indicating grain loss from sieves and straw walkers on two indicators. Combined with the current ground speed in the equation, this provides a combine capacity indicator. Reduces grain loss and drying costs. Can be fitted to almost all combines, new or used.

SENTRY 6510 GRAIN LOSS MONITOR

AAB

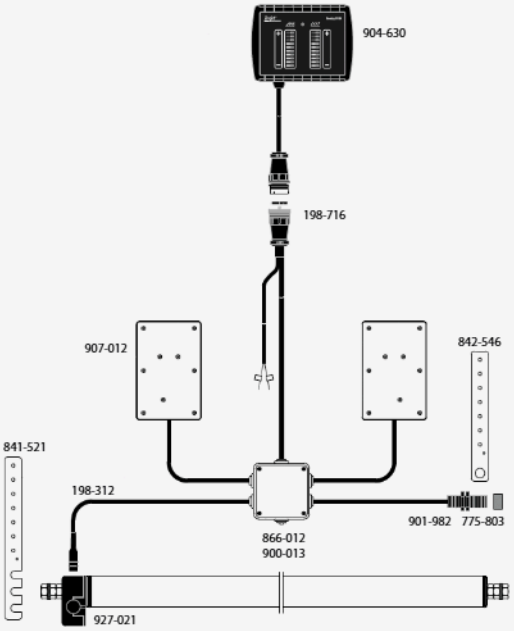

PART NO.	DESCRIPTION	ORIGIN
KITS		
990-630-EN	Kit, Sentry 6510- Capacity Monitor, with Grain Loss Sensors	AAB
990-630-FR	Kit, Sentry 6510- Capacity Monitor, with Grain Loss Sensors	AAB
ACCESSORIES		
904-630-EN	Console, Sentry 6510 Capacity Monitor	AAB
904-630-FR	Console, Sentry 6510 Capacity Monitor	AAB
198-716	Main Cable	AAB
866-012	Junction Box	AAB
900-013	Print For Junction Box 2	AAB
775-803	Magnet	AAB
901-982	Sensor, 2-Core, 10 m	AAB
842-516	Bracket	AAB
927-021	Sieve Sensor, Steel 1648 mm, Without Cable	AAB
907-012	Straw Walker Sensor	AAB
841-521	Mounting Bracket For Sieve Sensor	AAB
198-312	Cable For Sieve Sensor, 1,6 m	AAB

APPLICATION CONTROLS

MANUAL AND AUTOMATIC SPRAYER CONTROLS -ISOBUS APPLICATION CONTROLS

70 SERIES

The 70 range of monitors and controllers will enable a range of monitoring and control functions. The compact enclosure is equipped with four buttons and a clear dot-matrix LCD dispay. It can be mounted in any position and is designed to be rugged and dependable.



70 SERIES

AAB

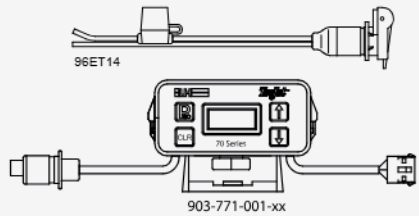



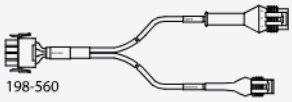



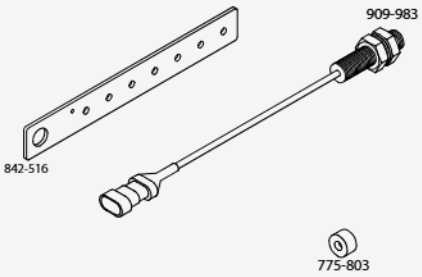

PART NO.	DESCRIPTION	ORIGIN
KITS		
990-070-UK	TeeJet 71 Speed/Area/Distance	AAB
990-070-D	TeeJet 71 Speed/Area/Distance	AAB
990-070-F	TeeJet 71 Speed/Area/Distance	AAB
990-072-UK	TeeJet 71 RPM	AAB
ACCESSORIES		
903-771-001-xx	71 Single-Sensor Monitor, Speed/Area/Distance(-F, -NL, -D)	AAB
903-771-002-xx	71 Single-Sensor Monitor, RPM (-I,-UK)	AAB
96ET14	Battery Cable	AAB
198-619	Speed/RPM Sensor	AAB
96ET10S-8	Proximity Sensor, 8 Meter, 3P Connector	AAB
198-560	71 Speed/Area/Distance Adapter Cable	AAB
909-983	Sensor, 2-Core, 5 m, 2P Connector	AAB
842-516	Bracket	AAB
775-803	Magnet	AAB

FEATURES

990-070-xx:
Complete kit includes controller, speed sensor and cable.

990-072-xx:
Complete kit includes controller, RPM sensor and cable.

990-082-xx:
Complete kit includes controller, speed sensor, Ha on-off sensor and cable.

744E

The 744E Sprayer Controller is perfect for converting hitched sprayers, and smaller trailed sprayers, from manual valves to electric ball valves. The 744E is available as a complete kit equipped with a back-lit pressure gauge, active boom section LED indicator, and cable kit.

The 430 Ball Valve Manifold is an ideal match for the 744E and is available with a wide variety of inlet and outlet fittings to work perfectly with your sprayer.



744E MANUAL SPRAYER CONTROL

VARIES

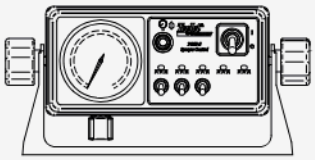

75-50060

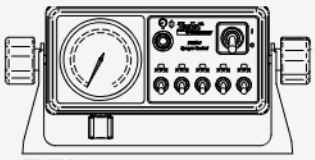

75-50061



64-50023

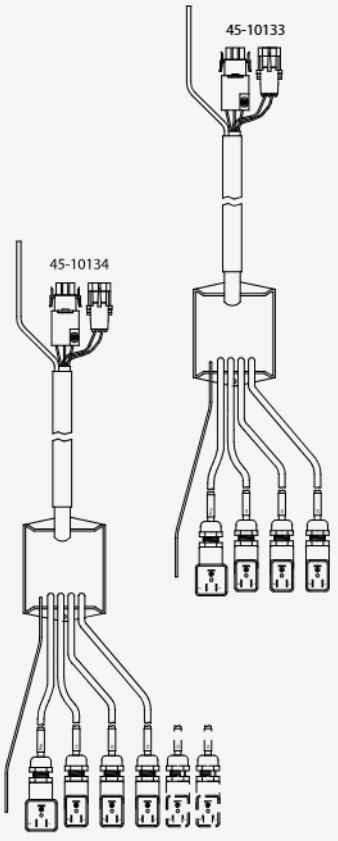

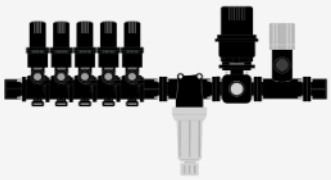

PART NO.	DESCRIPTION	ORIGIN
KITS		
90-50249	TeeJet 744E-3 Kit, 100 PSI/7 Bar, without Manifold	SPI
90-50250	TeeJet 744E-5 Kit, 100 PSI/7 Bar, without Manifold	SPI
23800A-1/4	Isolator Kit ¼" for Gauge	WHE
23800A-1/8	Isolator Kit 1/8" for Gauge	WHE
ACCESSORIES		
75-50060	TeeJet 744E-3 Console, 100PSI/7 Bar	SPI
75-50061	TeeJet 744E-5 Console, 100PSI/7 Bar	SPI
45-10133	TeeJet 744E, 3x430 Harness, 5.5 m	SPI
45-10134	TeeJet 744E, 5x430 Harness, 5.5 m	SPI
64-50023	Bracket F/744	SPI
58580-1-433EC-3	430EC Manifold, 3-Section 3-Way 430 Valves Square Bolt Adapter	WHE
58580-1-435EC-3	430EC Manifold, 5-Section 3-Way 430 Valves Square Bolt Adapter	WHE
98504-1-344BRL	Regulation Manifold 344 Regulating/Bypass, 80 Mesh Strainer, 98510-PP Pressure Valve	WHE
58456-1/4	¼" NPT QCL Inlet Kit	WHE
45529-P	Quick-Connect Plug	WHE
AB98499-KIT	430 Mounting Kit (4 Bolt + O-ring)	WHE
Choose One Inlet Fitting:		
B58456-3/4	¾" BSBT Thread	WHE
B58456-1	1" BSBT Thread	WHE
B58456-1-1/4	1 ¼" BSBT Thread	WHE
B58456-1-1/2	1 ½" BSBT Thread	WHE
58456-1000	1" Hose Barb	WHE
58456-1250	1 ¼" Hose Barb	WHE
58456-1500	1 ½" Hose Barb	WHE
58456-2000	2" hose barb	WHE
Choose Three Outlet Fittings (Regulating Valve, 3-Way Valves and Safety Relief Valve):		
45529-1/2	½" Hose Barb Straight	WHE
45529-3/4	¾" Hose Barb Straight	WHE
45529-1	1" Hose Barb Straight	WHE
45529-90-1/2	½" Hose Barb Angle	WHE
45529-90-3/4	¾" Hose Barb Angle	WHE
45529-90-1	1" Hose Barb Angle	WHE
Choose Three Fittings for TJ744E 3-Section, or Five for TJ744E 5-Section:		
45529-1/2	½" Hose Barb Straight	WHE
45529-3/4	¾" Hose Barb Straight	WHE
45529-1	1" Hose Barb Straight	WHE
45529-90-1/2	½" Hose Barb Angle	WHE
45529-90-3/4	¾" Hose Barb Angle	WHE
45529-90-1	1" Hose Barb Angle	WHE

FEATURES

990-040:
Complete kit includes switch box for 3 sections, cables and 430 Manifold.
No fittings included (Select from the above list).

990-041:
Complete kit includes switch box for 5 sections, cables and 430 Manifold.
No fittings included (Select from the above list).

TEEJET 845

TeeJet 845 is a Middle-Range spray controller containing all the features of a previous generation controller 844E:

- New user-interface
- Greatly improved redability
- New PWM-control mode feature
- Automatic backlight switching between light and dark condition



TEEJET 845 AUTOMATIC SPRAYER CONTROL

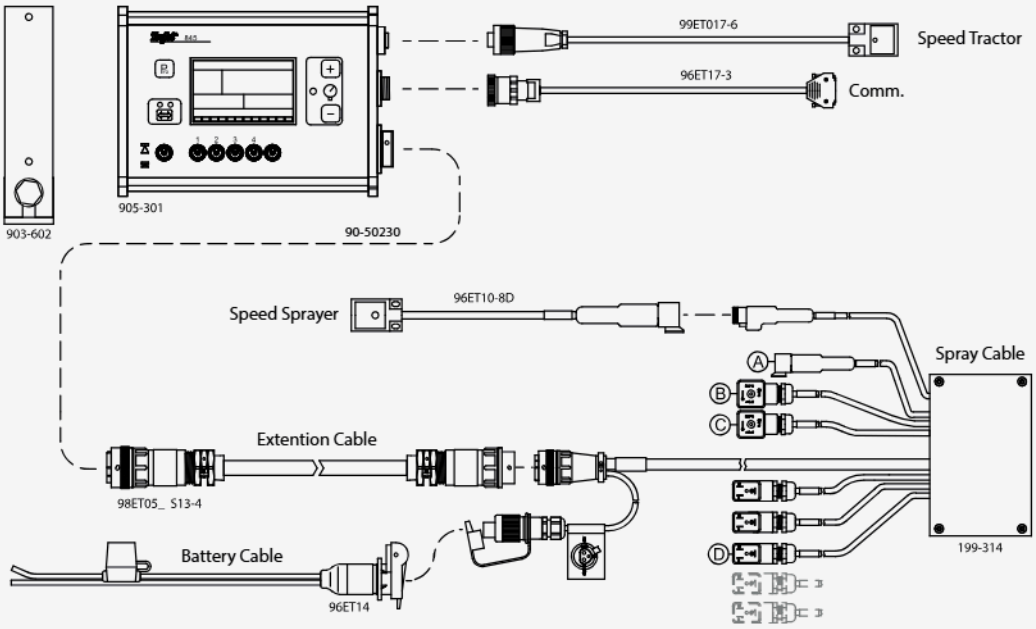

430 Manifold With Flow Meter

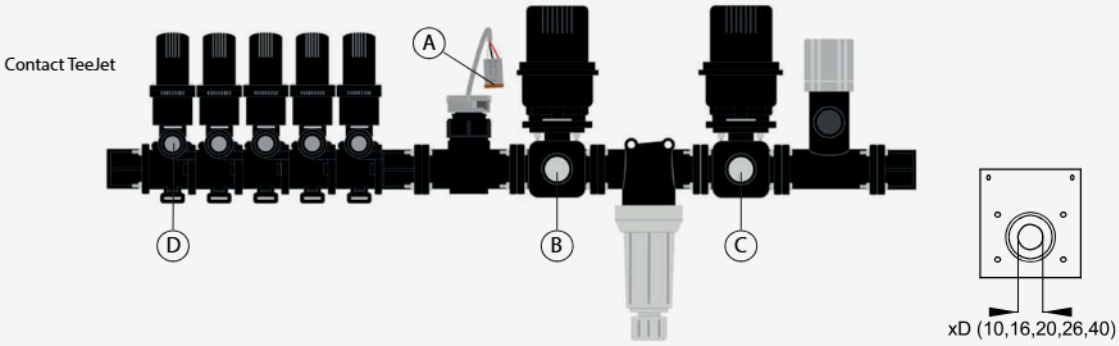

TEEJET 845

VARIES

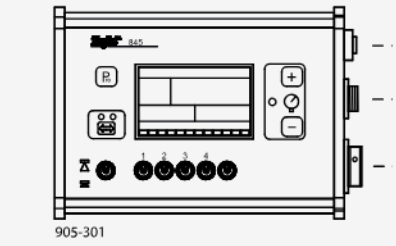
905-301

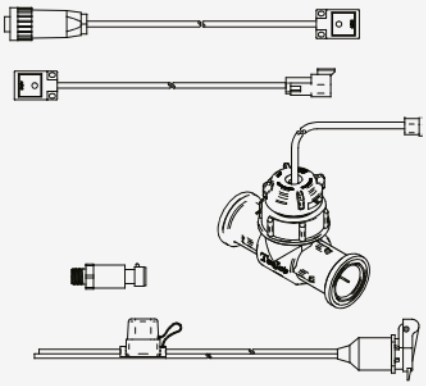

PARTNUMBER	DESCRIPTION	ORIGIN
RATE CONTROLLER		
905-301	TeeJet 845 Sprayer Controller Master 5 Sections.....	AAB
905-305	TeeJet 845 Sprayer Controller Master 7 Sections.....	AAB
905-302	TeeJet 845 Sprayer Controller Master 9 Sections. ...	AAB
SPRAY CABLE (MASTER, SPEED, FLOW, TANK)		
199-314	Spray cable 5 Section for 430 valves, M(4.5m), SP(3m), FL(4.5m), REG (4.5m) 8m	AAB
199-312	Spray cable 7 Section for 430 valves, M(4.5m), SP(3m), FL(4.5m), REG (4.5m) 8m	AAB
199-319	Spray cable 9 Section for 430 valves, M(1m), SP(3m), PR,(3m), FL(0.5m),REG (1m) 8m.....	AAB
SPRAYER SENSORS		
99ET017-6**	Speed Sensor, Proximity, 6m ,7P Din9684-1	AAB
96ET10-8D**	Speed Sensor, Proximity, 8 m 3P Deutsch connector.	AAB
90-02868**	GPS speed sensor with Din9684-1 connector	SPI
90-50230	Kit, 801 Flow Meter 1", 0.5 m, 9,5-227 l/min.....	SPI
57-10122	802 Flow Meter, 75 Series, Flange, 12-490 l/min	SPI
570-001	Pressure Sensor 10 bar 1/4 NPT.....	AAB
570-002	Pressure Sensor 25 bar 1/4 NPT.....	AAB
POWER SUPPLY & BRACKET		
96ET14	Cable, battery <=> Cobo, 4 m	AAB
98ET05_S13-4	Extension for Main Cable, 4 m.....	AAB
903-602	Bracket Kit.....	AAB
MANIFOLD		
98504-7***	Master valve, Regulation Valve, Filter, Pressure Relief Valve, Flow meter (Turbine) 9,5 - 225 l/min	WHE
58570-5-435EC-3FB***	5-Section valves with flow back	WHE
58570-5-437EC-3FB***	7-Section valves with flow back	WHE
58570-5-439EC-3FB***	9-Section valves with flow back	WHE
AB98499-KIT***	430 Mounting kit (4 bolts + O-Ring)	WHE

** Only One Speed Source at the Same Time.
*** Subject to WHE Discount

MANIFOLD CONNECTIONS

TO BE PURCHASED SEPARATELY - REFER TO CATALOG 51-M FOR SELECTION OF FITTINGS:

1x 58456-xx Inlet

1x 58456-1/4 Return from manifold
(Cap with 1/4" female thread for pressure gauge)

8400-1/4-PPB 1/4" pipe plug
(If no pressure gauge is used)

1x 45529-xx Return from pressure relief valve
1x 45529-xx Return from flow back
1x 45529-xx Return from regulation valve
1x 45529-xx Return from Master valve
1x 45529-P Quick Connect plug
9x 45529-xx Outlet – sections
1x 45529-P Plug for flow back line on manifold

RADION 8140

Radion is an automatic sprayer controller with a built-in planning tool, automatically displays the available speed range for the target rate and spray tip that have been selected. This unique visual planning tool makes choosing the correct spray nozzle for an application a quick and simple task.

Radion is available as an individual controller, or in a complete package with the valves, cables, and sensors needed to put together a total sprayer control system.



RADION 8140 AUTOMATIC SPRAYER CONTROL

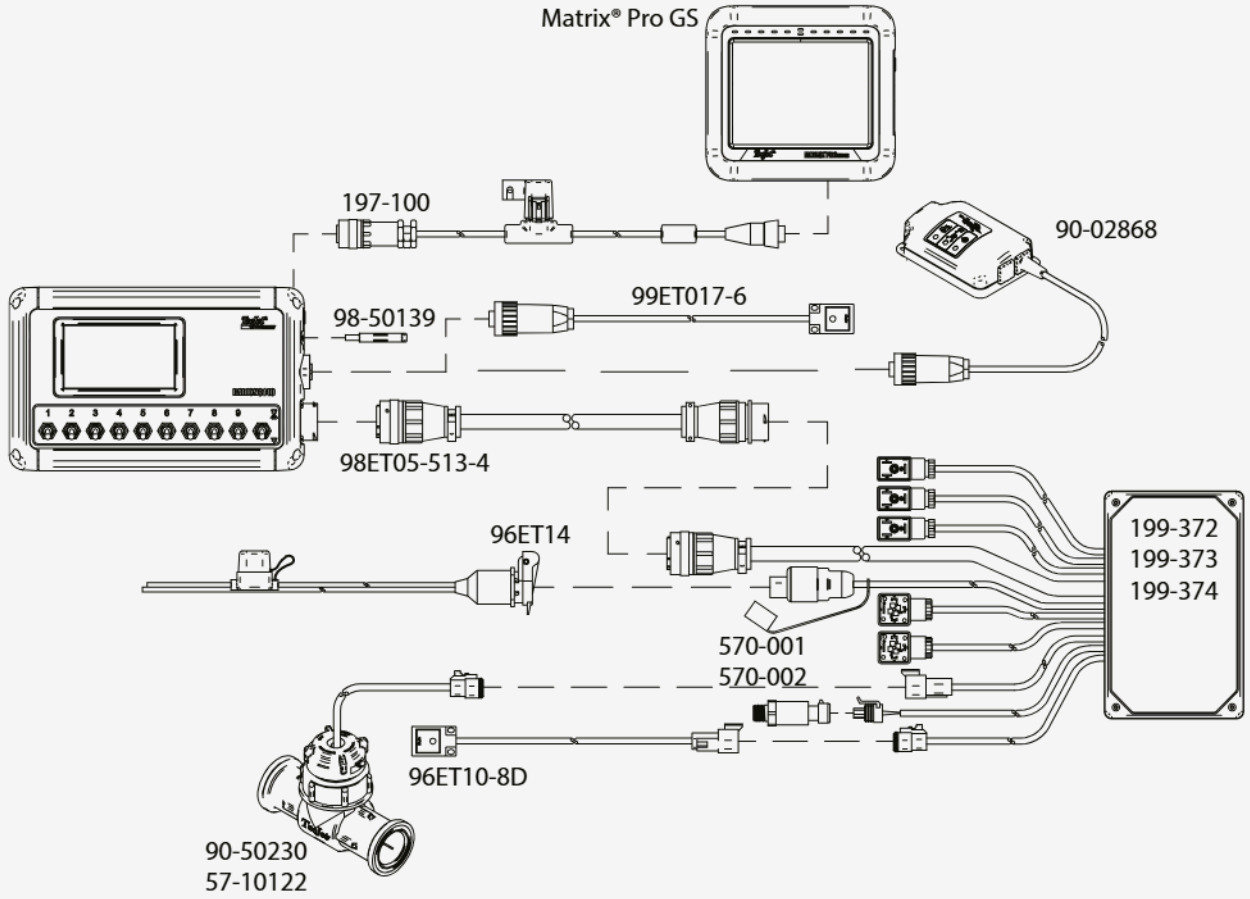

RADION 8140 AUTOMATIC SPRAYER CONTROL

VARIES

RADION

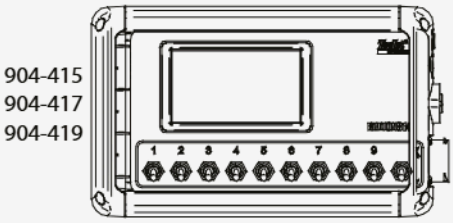





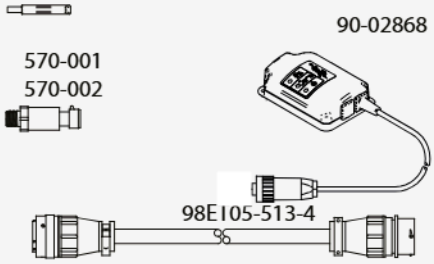

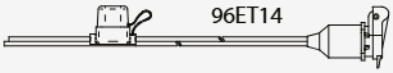

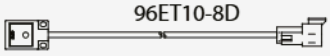

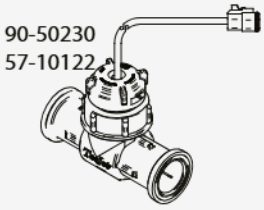

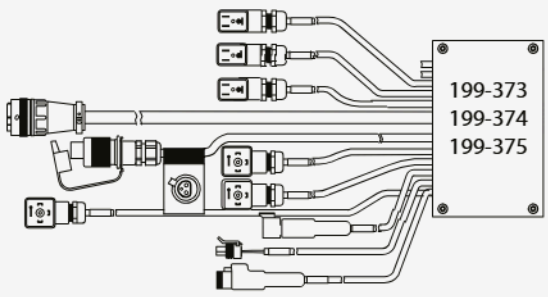

PART NUMBER	DESCRIPTION	ORIGIN
RATE CONTROLLER		
904-415	Radion 8140 Sprayer Controller Master, 5 Sections. . . .	AAB
904-417	Radion 8140 Sprayer Controller Master, 7 Sections. . . .	AAB
904-419	Radion 8140 Sprayer Controller Master, 9 Sections. . . .	AAB
904-443	Radion 8140 Sprayer Controller Master, 13 Sections. . .	AAB
SPRAY CABLE (MASTER, SPEED, FLOW, PRESSURE, TANK)		
199-372	Spray cable 5 Sections for 430 valves, M(1m), SP(3m), PR(3m) FL(0.5m), Tank(8m), 8m	AAB
199-373	Spray cable 7 Sections for 430 valves, M(1m), SP(3m), PR(3m) FL(0.5m), Tank(8m), 8m	AAB
199-374	Spray cable 9 Sections for 430 valves, M(1m), SP(3m), PR(3m) FL(0.5m), Tank(8m), 8m	AAB
199-378	Spray cable13 Sections for 430 valves, M(10m), SP(1.2m), PR(1m) FL(3m), REG(10m),15m.	AAB
SPRAYER SENSORS		
99ET017-6**	Speed Sensor, Proximity, 6m ,7P Din9684-1	AAB
96ET10-8D**	Speed Sensor, Proximity, 8 m 3P Deutsch connector.	AAB
90-02868**	GPS speed sensor with din9684-1 connector.	SPI
90-50230	Kit, 801 Flow Meter 1", 0.5 m, 9,5-227 l/min.	SPI
57-10122	802 Flow Meter, 75 Series, Flange, 12-490 l/min	SPI
570-001	Pressure Sensor 10 bar 1/4 NPT.	AAB
570-002	Pressure Sensor 25 bar 1/4 NPT.	AAB
POWER SUPPLY & BRACKET		
96ET14	Cable, battery <=> Cobo, 4 m	AAB
90-02809	RAM Mount Bracket Kit.	SPI
ACCESSORIES		
98ET05_S13-4	Extension for Main Cable, 4 m	AAB
001-266	RADION - BoomPilot Unlock Code	AAB
197-100*	Cable, BoomPilot Adapter Cable, Radion to Matrix. . . .	AAB
197-101*	Cable, BoomPilot Adapter Cable, Radion to Matrix CAN/ POWER/DATA Cable	AAB
98-50139	USB Stick.	SPI

* Unlock Code Necessary to Activate the BoomPilot Function, Contact TeeJet Technologies.
** Only One Speed Source at the Same Time.
(1) PS = Point of shipment

A10
UNIVERSAL TERMINAL

The TeeJet A10 Universal Terminal is our newest powerful terminal consisting of an ergonomic, ultra-modern 10.1"IPS display with high-performance hardware and the latest precision farming software, features, and modules. Certified to AEF standards it provides a holistic solution for ISOBUS applications.



NEW PRODUCT

AAB



PART NO.	DESCRIPTION	ORIGIN
KITS		
903-800	Screen + 120 section, Guidance, Bracket, GNSS input, AUX, UT, VRA, ISOXML Import / Export, TC-TECU.....	AAB
903-810	X1 DGPS Recevier kit f/A10, w/5m cable : ..... Combi receiver for GPS, Galileo, GLONASS and Beidou - Correction signals SBAS - 5,0 meters cable Receiver <-> A10 - RTK can be optionally activated	AAB
196-810	Cable 12 meters f/X1 DGPS Receiver (A10 Terminal)	AAB
CABLES		
196-800	InCab-T-Connect, COM1 f/A10, ISOBUS vehicle.....	AAB
196-803	InCab-T-Connect, COM1+ VIDEO1 f/A10, TeeJet Tractor PWR box.....	AAB
45-10249	InCab cable, COM1 f/A10 Terminal, TeeJet Tractor PWR box	AAB
199-205	ISOBUS 9p in-cab to Console cable, 1m, tractor w/ECU, bridge for relay	AAB
199-266	ISOBUS 9p in-cab to Console cable, 0,5m, tractor w/ECU, bridge for relay	AAB
OPTIONS AVAILABLE		
003-800	Steering license activation	AAB
003-801	Multi rate (8) product activation and 255 sections.....	AAB
843-800	Terminal Mounting: Bracket with 1½" RAM mount	AAB
903-830	AUX-N Joystick, AEF certified ..... - 9 buttons configurable on 3 levels each and X/Y analog axes - 1,8m cable w/ 6 pin DTM plug	AAB
198-537	Adapter cable Joystick <-> ISOBUS vehicles -InCabmale/female to 6 pin DTM.....	AAB
199-537	Adapter cable Joystick <-> TeeJet Tractor Power Box -InCab-male/female to 6 pin DTM.....	AAB







DYNAAIR
NOZZLE SWITCHING SYSTEM

The DynaAir is our new pneumatic nozzle control system that allows for individual, A/B, cluster or in sections nozzle switching. This technology enables on-the-fly selection based on the speed, flow rate and droplet size needs, ensuring even and cost-effective spray application.



NEW PRODUCT

AAB







PART NO.	DESCRIPTION	ORIGIN
MODULES & CABLES		
903-000	DynaAir Distribution Module	AAB
197-290-0200	Cable DynaAir, IC45 <-> DynaAir Distr., 2.0m	AAB
197-290-0450	Cable DynaAir, IC45 <-> DynaAir Distr., 4.5m	AAB
197-290-0500	Cable DynaAir, IC45 <-> DynaAir Distr., 5m	
907-200	DynaAir Boom Module	
902-060	DynaAir Start Termination plug, incl. bridge (Left)	
902-061	DynaAir End Termination plug (Right)	
861-321	U-bolt for DynaAir Module.	
197-280-045	Cable DynaAir boom, 45cm	AAB
197-280-095	Cable DynaAir boom, 95cm	AAB
197-280-110	Cable DynaAir boom, 110cm	AAB
197-280-170	Cable DynaAir boom, 170cm	AAB
197-280-195	Cable DynaAir boom, 195cm	AAB
197-280-395	Cable DynaAir boom, 395cm	AAB
197-280-795	Cable DynaAir boom, 795cm	AAB
197-280-1195	Cable DynaAir boom, 1195cm	AAB
VALVES & CONNECTIONS		
907-220	DynaAir Quick Exhaust Valve, d4mm.	AAB
55300	AIR CHEMSAVER (w/CP7717-2/116-VI seal).	AAB
55300-1	QJS AIR CHEMSAVER (w/CP58589-VI seal).	AAB

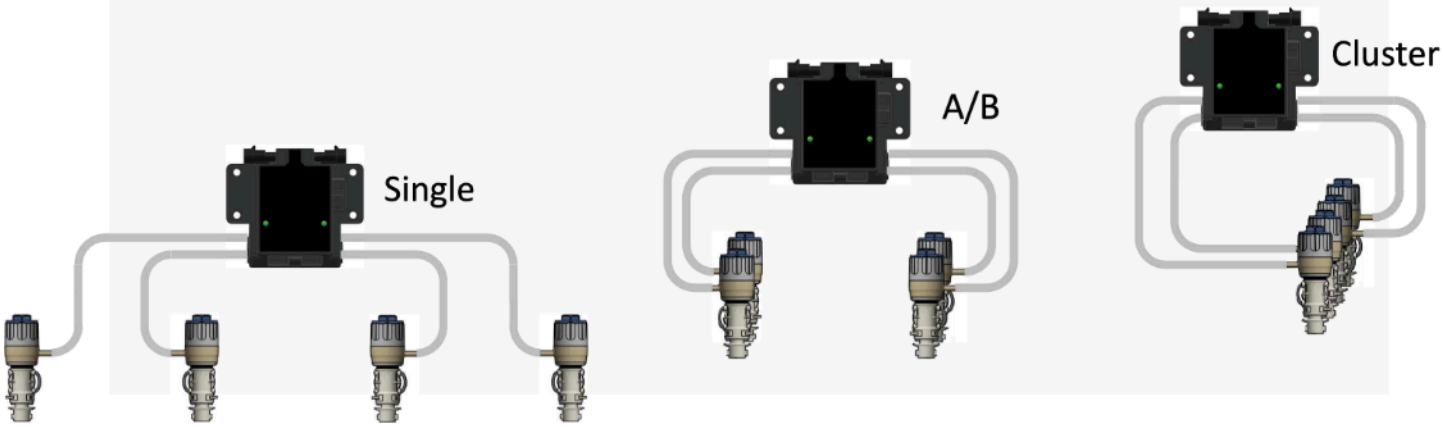

UNIVERSAL TERMINAL AND SWITCH BOXES

IN CAB SOLUTION

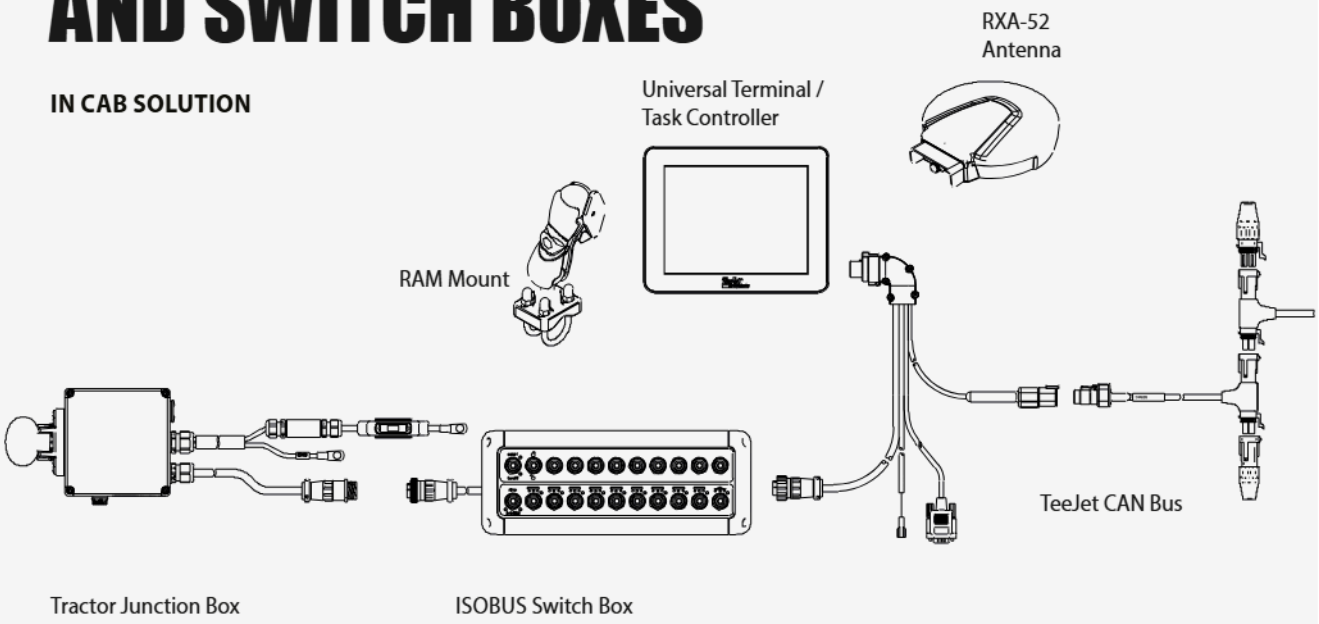

Universal Terminal / Task Controller, MATRIX 908: Provides guidance, Auto steering, Automatic section control, Implement control and a large amount of options. MATRIX 908 contains a GNSS reciever which uses GPS, GLONASS and EGNOS, and as an option PPP signals which has a higher accuracy.

ISOBUS Switch box / ISM module: A selection of user interfaces are available to cover the needs for most customer operating sprayers. It ranges from simple operation of Master and sections to full control of all hydraulic functions and various electrical driven functions. ISM modules can be offered to those who want to integrate the switches in their machine.

Tractor junction box: Interface between the In cab system to the ISOBUS implement in case the vehicle isn't supporting ISOBUS.

RAM mount: Versatile mounting bracket enabling install of In cab units in most places.

ISM MODULE:

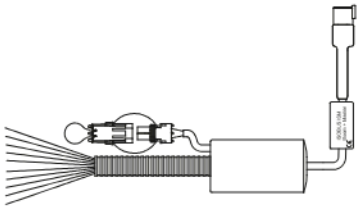

A switch interface enabling a versatile interface to those who require integration of switches into the machine. Are available in different versions for sections and/or hydraulic functions.

SWITCH BOXES:

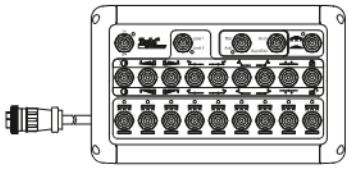

Advanced user interface which can be configured to the requirements for individual machines. It can offer everything from manual section control (1-15 sections) to Automatic section control as well as control of all hydraulic and electrical functions.

SLIMSWITCHBOX:

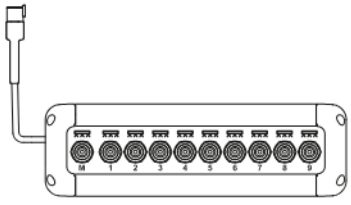

A switch interface enabling an easy access to control of master and up to 9 section valves.

ISOBUS IC45 SPRAYER

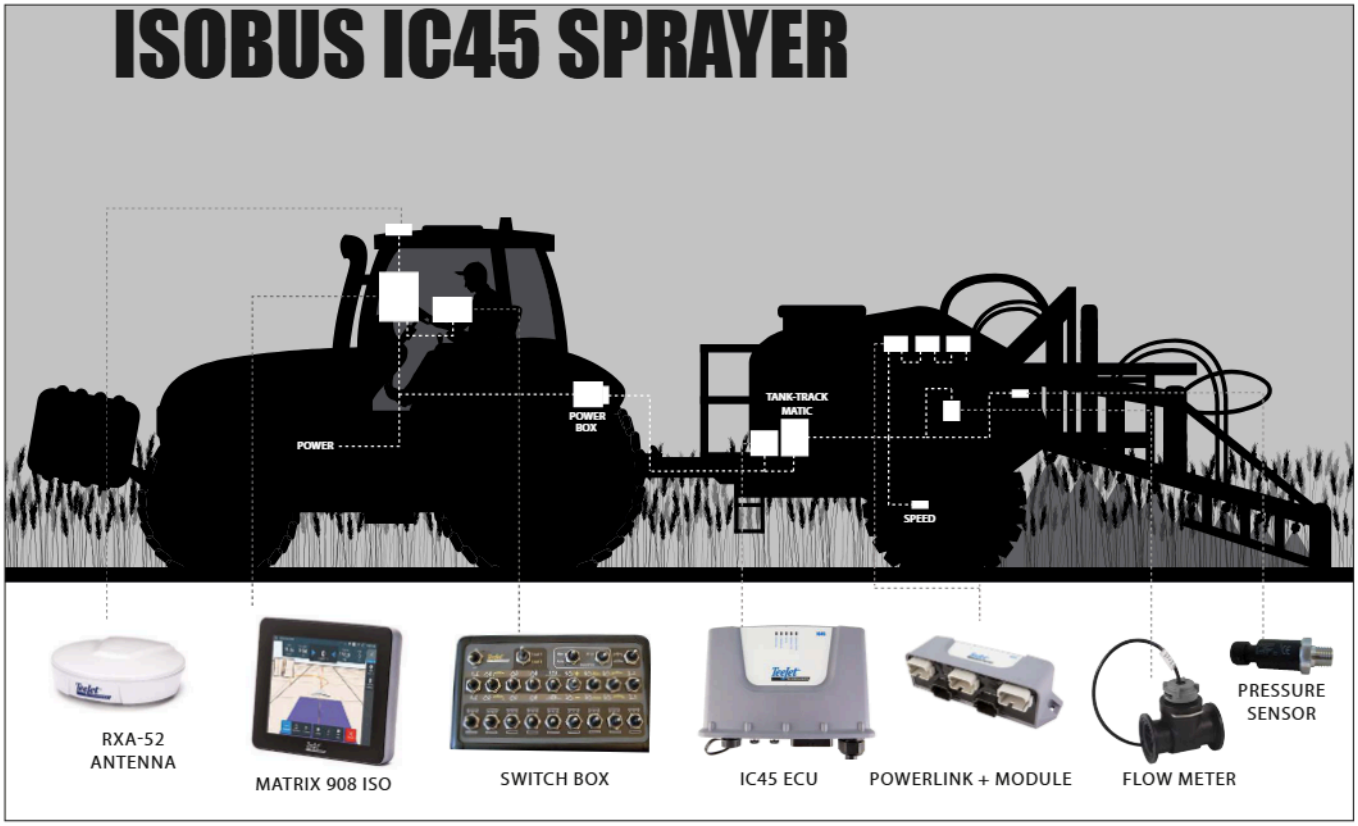

IC45 ECU SPRAYER JOBCOMPUTER

SYSTEM DIAGRAM



NEW IC45 ECU Sprayer jobcomputer: A versatile ISOBUS sprayer computer, including full control of hydraulic functions and a comprehensive list of new features/options. Together with faster performance in comparison with IC45, IC45 Sprayer offers control of Master valve, up to 240 section valves, fill valve as well as various types of regulation valves. IC45 Sprayer has Automatic section control and variable rate control as standard. It can be configured to work on most types of sprayers/plumbing found in the market. IC45 now can be updated through USB. The IC45 system allows machine builders to minimize the amount of cables on the machine as output modules can be fitted where they are needed.

TankMatic/TrackMatic*: An option for IC45. TankMatic offers full control of tank filling from ground, settings of density and desired liters. TrackMatic offers the capability to have trailed sprayer following the trail of the tractor to avoid damage of crops. It also serves as the interface between the ECU, the PLP modules and the tractor / terminal.

PLP Modules: Is available in various types, covering the functions on a modern sprayer. The amount of functions are simply increased or decreased by adding or removing modules. Allowing for a very versatile solution for machine builders. Modules are connected via a CAN bus cable and are easy to install where needed.

IC45 Sprayer tractor cable*: Carries the connectors for sensors such as flow meter, pressure sensor, speed sensor, fill flow meter and tank content sensor.

**Cables are adapted to the specific machine(s) to ease installation.*

UNIVERSAL TERMINAL AND SWITCH BOXES

IN CAB SOLUTION

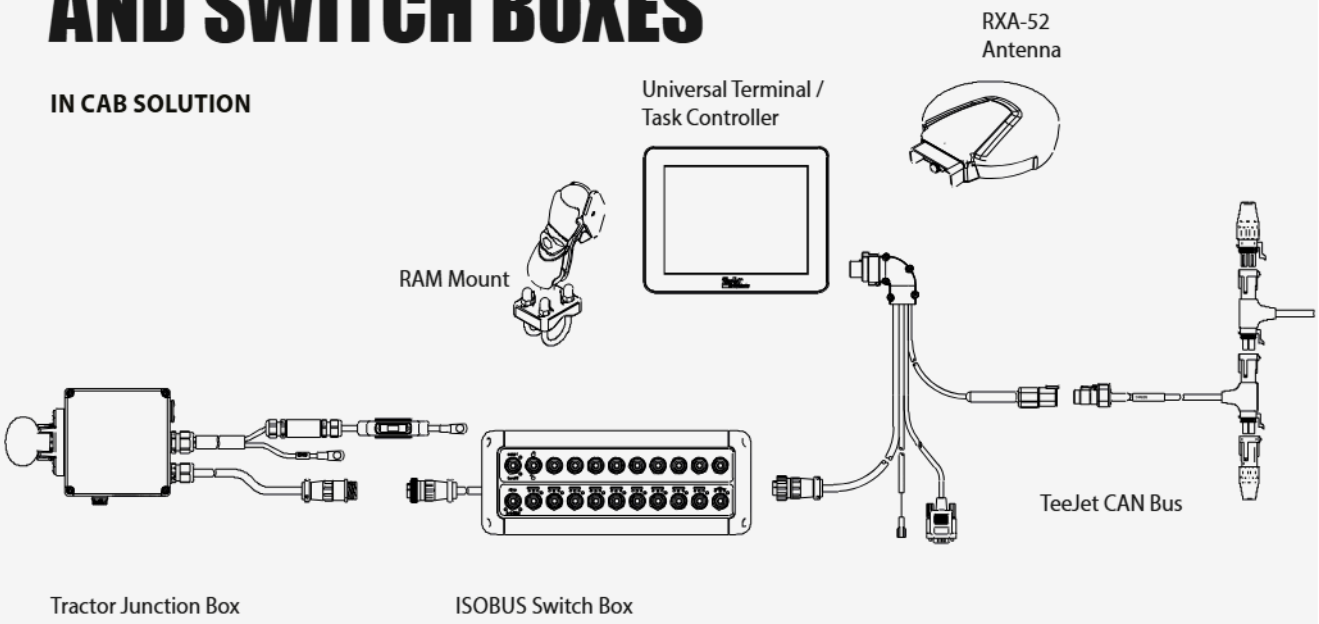

Universal Terminal / Task Controller, MATRIX 908: Provides guidance, Auto steering, Automatic section control, Implement control and a large amount of options. MATRIX 908 contains a GNSS reciever which uses GPS, GLONASS and EGNOS, and as an option PPP signals which has a higher accuracy.

ISOBUS Switch box / ISM module: A selection of user interfaces are available to cover the needs for most customer operating sprayers. It ranges from simple operation of Master and sections to full control of all hydraulic functions and various electrical driven functions. ISM modules can be offered to those who want to integrate the switches in their machine.

Tractor junction box: Interface between the In cab system to the ISOBUS implement in case the vehicle isn't supporting ISOBUS.

RAM mount: Versatile mounting bracket enabling install of In cab units in most places.

ISM MODULE:

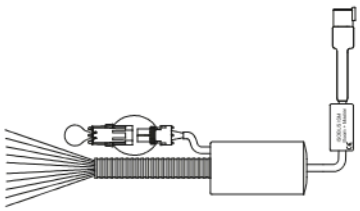

A switch interface enabling a versatile interface to those who require integration of switches into the machine. Are available in different versions for sections and/or hydraulic functions.

SWITCH BOXES:

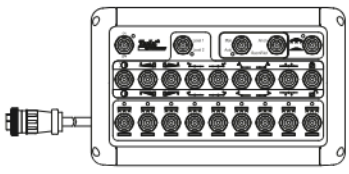

Advanced user interface which can be configured to the requirements for individual machines. It can offer everything from manual section control (1-15 sections) to Automatic section control as well as control of all hydraulic and electrical functions.

SLIM SWITCH BOX:

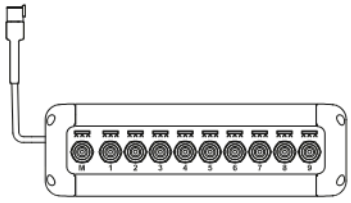

A switch interface enabling an easy access to control of master and up to 9 section valves.

ISOBUS IC45 SPRAYER

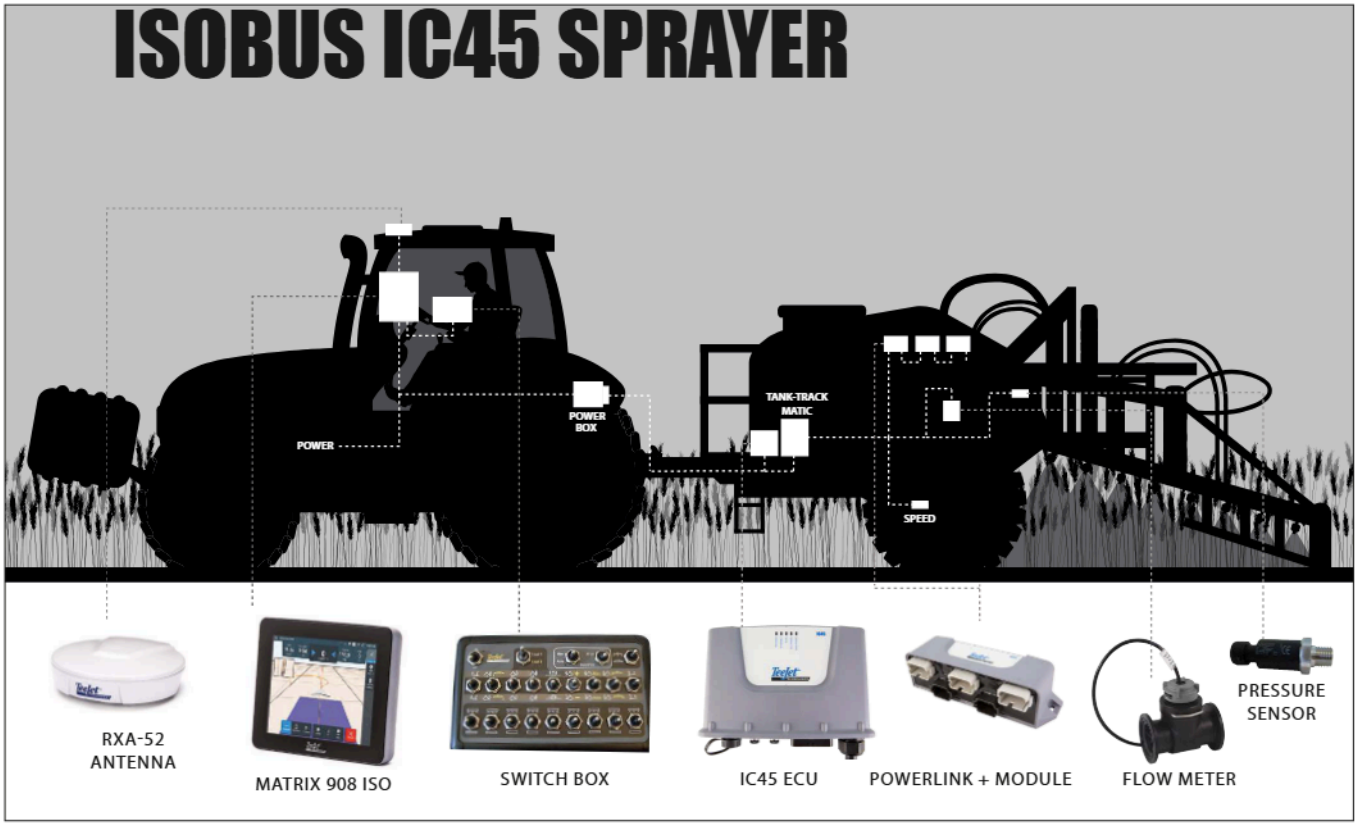

IC45 ECU SPRAYER JOBCOMPUTER

SYSTEM DIAGRAM



NEW IC45 ECU Sprayer jobcomputer: A versatile ISOBUS sprayer computer, including full control of hydraulic functions and a comprehensive list of new features/options. Together with faster performance in comparison with IC45, IC45 Sprayer offers control of Master valve, up to 240 section valves, fill valve as well as various types of regulation valves. IC45 Sprayer has Automatic section control and variable rate control as standard. It can be configured to work on most types of sprayers/plumbing found in the market. IC45 now can be updated through USB. The IC45 system allows machine builders to minimize the amount of cables on the machine as output modules can be fitted where they are needed.

TankMatic/TrackMatic*: An option for IC45. TankMatic offers full control of tank filling from ground, settings of density and desired liters. TrackMatic offers the capability to have trailed sprayer following the trail of the tractor to avoid damage of crops. It also serves as the interface between the ECU, the PLP modules and the tractor / terminal.

PLP Modules: Is available in various types, covering the functions on a modern sprayer. The amount of functions are simply increased or decreased by adding or removing modules. Allowing for a very versatile solution for machine builders. Modules are connected via a CAN bus cable and are easy to install where needed.

IC45 Sprayer tractor cable*: Carries the connectors for sensors such as flow meter, pressure sensor, speed sensor, fill flow meter and tank content sensor.

**Cables are adapted to the specific machine(s) to ease installation.*

ISOBUS IC38 SPREADER



IC38 ECU SPREADER JOBCOMPUTER

SYSTEM DIAGRAM

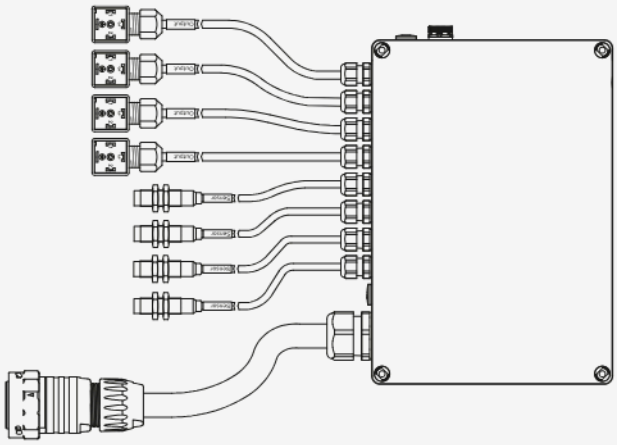

IC38 ECU Spreader jobcomputer: A versatile ISOBUS spreader computer-based on the latest technology available in Spreader applications. IC38 Spreader offers control of common functions on a spreader, as well as special manufacture specified functions. IC38 Spreader has Automatic section control and variable rate control as standard. It also offers dynamic weighing. It has a vast amount of inputs and outputs, enabling control of even the most advanced spreader in the market.

The IC38 Spreader is adapted to the individual machine to optimize all electrical and hydraulic functions to give outstanding on-ground performance. The housing and the connectors allow for very versatile installation and will fit any machine.

SENTRY 6141 ISOBUS TIP FLOW MONITOR

Sprayers and Applicators with Multiple Boom Section

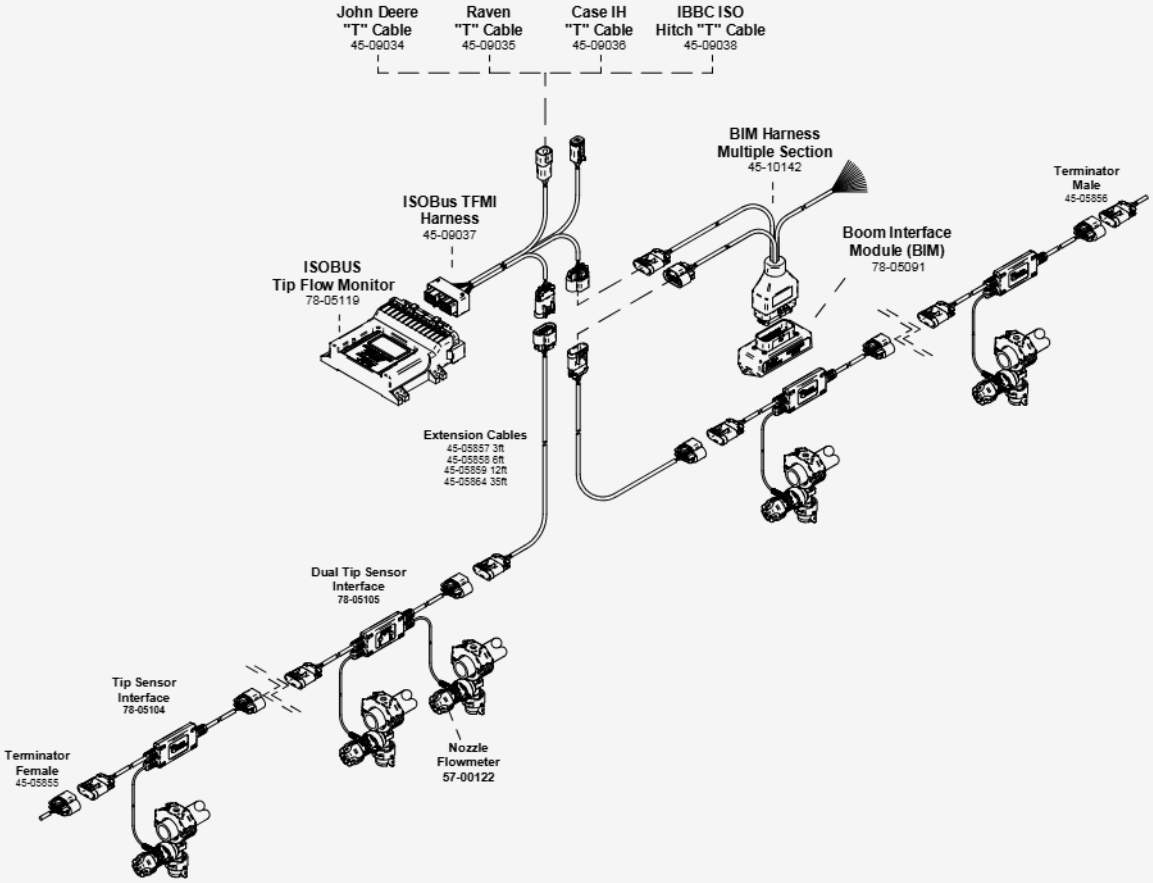

SENTRY 6141 ECU: Monitors and evaluates the status on the individual nozzle flow meters and serve as the interface to the ISOBUS Universal Terminal. It enables users to rely on the monitoring in cases where nozzles or in-ground outlets isn't visible.

Boom Interface Module: Monitors the status of the individual sections.

Nozzle flow meter: The flow meters measure the flow through the individual nozzles to enable the SENTRY 6141 ECU to compare the flow throughout the implement.

Tip Sensor Interface / Dual Tip Sensor Interface: Acts as an interface between the flow meter and the SENTRY 6141 Tip Flow monitor.

Cables are adapted to the specific machine(s) to ease installation.

SENSORS AND FLOW METERS

GPS SPEED SENSORS- GPS CABLES- FLOW METERS

GPS SPEED SENSORS

SAP

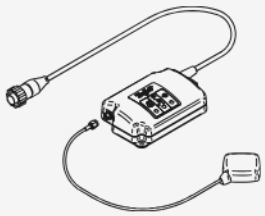

PART NO.	DESCRIPTION
GPS SPEED SENSORS	
90-02371	GPS Speed Sensor with 4P AMP CPC Connector
90-02371-FR	GPS Speed Sensor with 4P AMP CPC Connector
90-02386	GPS Speed Sensor with 3P Deutsch Connector.
90-02386-FR	GPS Speed Sensor with 3P Deutsch Connector.
90-02868	GPS Speed Sensor for Radion.

WHEEL SPEED SENSORS

AAB

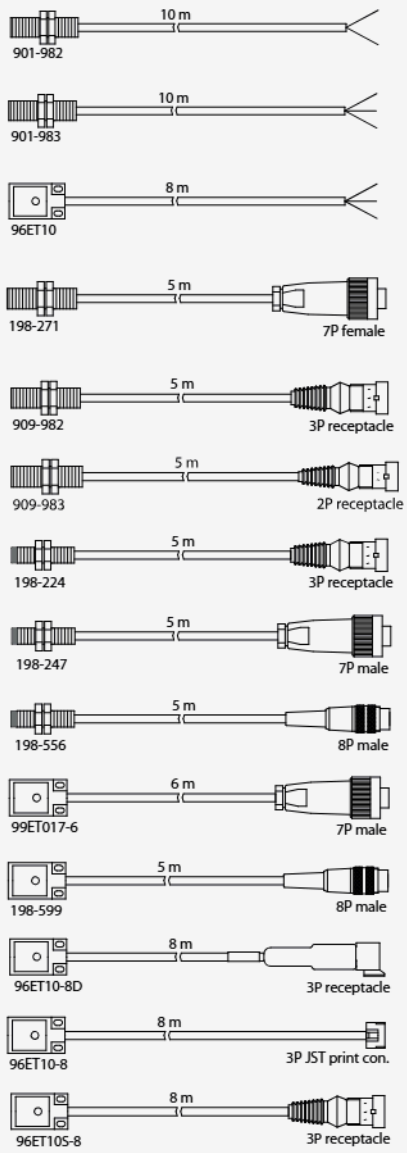

PART NO.	DESCRIPTION	ORIGIN
KITS		
931-982	Sensor Kit, 2-Core, 10 m, Complete Kit with Sensor, Bracket and 2 Magnets	AAB
931-983	Sensor Kit, 3-Core, 10 m, Complete Kit with Sensor, Bracket and 2 Magnets	AAB
932-983	Sensor Kit, 3-Core, 5 Meter, Complete Kit with Sensor, Bracket and PTO Magnet Ring	AAB
933-983	Sensor Kit, Inductive, 5 Meter, Complete Kit with Sensor and Bracket	AAB
934-982	Sensor Kit, 2-Core, 10 m, Complete Kit with Sensor, Bracket and 6 Magnets	AAB
SENSORS WITH OPEN END WIRE		
901-982	Sensor Ø16, 2-Core, 10 m.	AAB
901-983	Sensor Ø16, 3-Core, 10 m.	AAB
570-112	Sensor Ø12, Inductive, 5 m, Ø12	AAB
904-151	Sensor Ø30, Capacitive, 2 m, (Hopper)	AAB
96ET10	Sensor, Inductive, 8 m	AAB
SENSORS WITH CONNECTOR		
198-271	Sensor Ø16, 2-Core, 5 m, with 7P Din9684-1 Connector.	AAB
909-982	Sensor Ø16 , 2-Core, 5 m, with 3P Amp Super Seal Connector	AAB
909-983	Sensor Ø16, 2-Core, 5 m, with 2P Amp Super Seal Connector	AAB
198-224	Sensor, Inductive Ø12, 5 m, with 3P Amp Super Seal Connector.	AAB
198-247	Sensor, Inductive Ø12, 5 m, with 7P Din9684-1 Connector	AAB
198-556	Sensor, Inductive Ø12, 5 m, with 8P Binder Connector	AAB
99ET017-6	Sensor, Inductive, 6 m, with 7P Din9684-1 Connector.	AAB
198-599	Sensor, Inductive, 5 m, with 8P Binder Connector	AAB
96ET10-8D	Sensor, Inductive, 8 m, with 3P Deutsch Connector.	AAB
96ET10-8	Sensor, Inductive, 8 m, with 3P JST Connector.	AAB
96ET10S-8	Sensor, Inductive, 8 m, with 3P Amp Super Seal Connector	AAB
843-035	Bracket for Ø12 Inductive Sensor	AAB
842-516	Bracket for Ø16 Sensor	AAB
775-803	Magnet 20x10 mm	AAB

FEATURES

2-Core sensor: Activated by a magnet south or north pol.
3-Core sensor: Activated by a magnet south pol.
3-Core sensor, bipolar: Activated by a magnet south and north pol.
Inductive sensor: activated by metal.
Capacitive: Activated by e.g. Grain.

FLOW METER & PRESSURE SENSOR

VARIES

Pressure Sensor WIKA

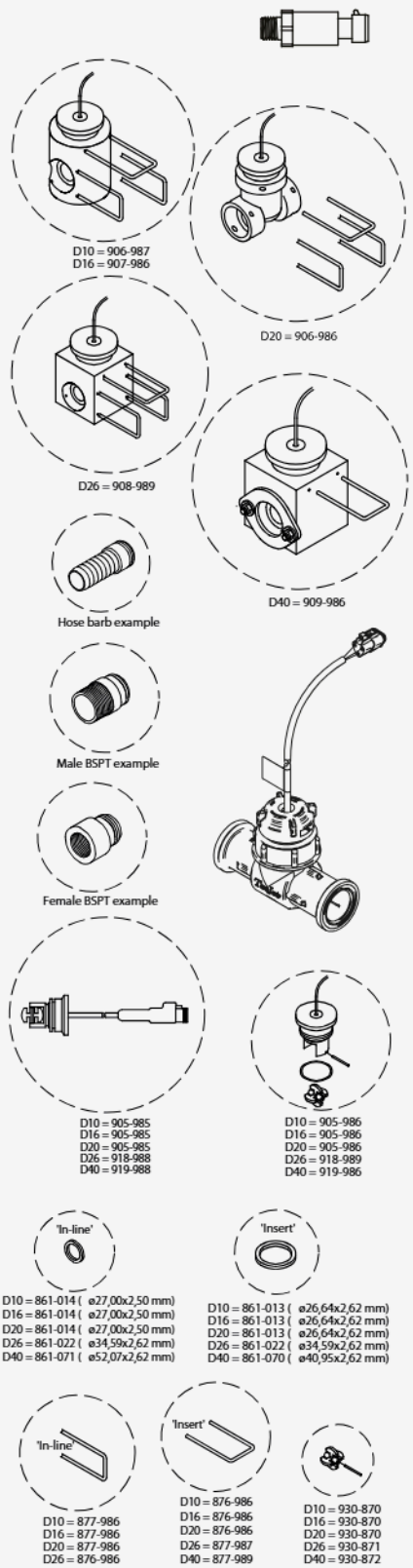

PART NO.	DESCRIPTION	ORIGIN

PRESSURE SENSOR

570-001	Pressure sensor 10 Bar, 1/4 NPT, WIKA	AAB
570-002	Pressure sensor 25 Bar, 1/4 NPT, WIKA	AAB
570-010	Pressure sensor 10 Bar, 1/4 BSP, KELLER	AAB
570-011	Pressure sensor 25 Bar, 1/4 BSP, KELLER	AAB
570-012	Pressure sensor 60 Bar, 1/4 BSP, KELLER	AAB

10 MM FLOW METERS –1.5–85 L/MIN

906-987	10 mm Flow Meter, 10 m Cable, without Connector	AAB

16 MM FLOW METERS – 5–160 L/MIN

907-986	16 mm Flow Meter, 10 m Cable, without Connector	AAB

20 MM FLOW METERS – 20–250 L/MIN

906-986	20 mm Flow Meter, 10 m Cable, Without Connector	AAB

26 MM FLOW METERS – 20–400 L/MIN

908-989	26 mm Flow Meter, 10 m Cable, Without Connector	AAB
908-988	26 mm Flow Meter, 0.5 m Cable, Deutsch Connector	AAB

40 MM FLOW METERS – 40–1000 L/MIN

909-986	40 mm Flow Meter, 6 m Cable, Without Connector	AAB

801 SERIES FLOW METERS - 7.5-225L/MIN

90-50231	Flowmeter 801 w/ 3/4´´(19mm) hose barbs	SPI
90-50230	Flowmeter 801 w/1´´(25mm) hose barbs	SPI
90-50232	Flowmeter 801 w/1-1/4´´(31mm) hose barbs	SPI

802 SERIES FLOW METERS - 10-495L/MIN

90-50275	Flowmeter 802 w/1-1/4´´(31mm) hose barbs	SPI
90-50277	Flowmeter 802 w/1-1/2´´(38mm) hose barbs	SPI
90-50278	Flowmeter 802 w/2´´(51mm) hose barbs	SPI

SERVICE KIT

90-02252	Repair Kit for 801 Flow Meter	SPI
90-50256	Repair Kit for 802 Flow Meter	SPI
905-986	Flow Meter Insert 10D/16D/20D, 10 m Cable	SPI
918-989	Flow Meter Insert D26, 10 m Cable.	SPI
919-986	Flow Meter Insert 40D, 6 m Cable	SPI
930-870	Flow Meter 10D/16D/20D Paddle Service Kit	AAB
930-871	Flow Meter 26D Paddle Service Kit.	AAB
930-872	Flow Meter 40D Paddle Service Kit.	AAB
987-801	Flow Meter 10D Body	AAB
987-816	Flow Meter 16D Body	AAB
987-800	Flow Meter 20D Body	AAB
987-826	Flow Meter 26D Body	AAB
877-986	Clip, In-line and Insert	AAB
877-987	Seal, In-line and Insert.	AAB
877-989	Flow 40D Clip for Top.	SAP

802 Series Flow Meter



801 Series Flow Meter

FLOW METERS & FITTINGS

FLOW METER 801

INLET

50 Series Quick Connect fitting

Part Number	Type
CP46029-PP	QuickConnect

50 Series Threaded male fitting

Part Number	Ø	Thread
CP48172-PP	¾"(25mm)	NPT
CPB48172-PP	¾"(25mm)	BSPT
CP48155-PP	1" (31mm)	NPT
CPB48155-PP	1" (31mm)	BSPT
CP48156-PP	1-½"(45mm)	NPT
CPB48156-PP	1-½"(45mm)	BSPT

50 Series Threaded female fitting

Part Number	Ø	Thread
CP48154-PP	1" (31mm)	NPT
CPB48154-PP	1" (31mm)	BSPT
CP45512-PP	1-¼"(40mm)	NPT
CPB45512-PP	1-¼"(40mm)	BSPT

50 Series Straigth hose barb fitting

Part Number	Ø
CP48150-PP	¾"(31mm)
CP45504-PP	1" (31mm)
CP45505-PP	1-¼"(40mm)
CP45506-PP	1-½"(40mm)

50 Series 90° hose barb fitting

Part Number	Ø
CP48151-PP	¾"(31mm)
CP48152-PP	1" (31mm)
CP72238-PP	1-¼"(40mm)
CP72239-PP	1-½"(40mm)

Part Number	Description
801	801FlowMeterwith50Series Flanged Inlets



50 series fitting clamp

Part Number	Description
55245-50	50 Series Stainless Steel Clamp& O-Ring Viton

Note: To attach the fittings to the flow meter, You must order part number 55245-50 for the inlet fitting and a second part number 55245-50 for the outlet.

OUTLET

50 Series Quick Connect fitting

Part Number	Type
CP46029-PP	QuickConnect

50 Series Threaded male fitting

Part Number	Ø	Thread
CP48172-PP	¾"(25mm)	NPT
CPB48172-PP	¾"(25mm)	BSPT
CP48155-PP	1" (31mm)	NPT
CPB48155-PP	1" (31mm)	BSPT
CP48156-PP	1-½"(45mm)	NPT
CPB48156-PP	1-½"(45mm)	BSPT

50 Series Threaded female fitting

Part Number	Ø	Thread
CP48154-PP	1" (31mm)	NPT
CPB48154-PP	1" (31mm)	BSPT
CP45512-PP	1-¼"(40mm)	NPT
CPB45512-PP	1-¼"(40mm)	BSPT

50 Series Straigth hose barb fitting

Part Number	Ø
CP48150-PP	¾"(31mm)
CP45504-PP	1" (31mm)
CP45505-PP	1-¼"(40mm)
CP45506-PP	1-½"(40mm)

50 Series 90° hose barb fitting

Part Number	Ø
CP48151-PP	¾"(31mm)
CP48152-PP	1" (31mm)
CP72238-PP	1-¼"(40mm)
CP72239-PP	1-½"(40mm)

FLOW METER 802

INLET

75 Series Threaded male fitting

Part Number	Ø	Thread
CP48165-PP	1-¼"(31mm)	NPT
CPB48165-PP	1-¼"(31mm)	BSPT
CP48166-PP	1-½"(40mm)	NPT
CPB48166-PP	1-½"(40mm)	BSPT
CP48167-PP	2" (50mm)	NPT
CPB48167-PP	2" (50mm)	BSPT

75 Series Threaded female fitting

Part Number	Ø	Thread
CP46066-PP	1-½"(40mm)	NPT
CPB46066-PP	1-½"(40mm)	BSPT

75 Series Straigth hose barb fitting

Part Number	Ø
CP48160-PP	1-¼"(32mm)
CP46067-PP	1-½"(40mm)
CP48161-PP	2" (50mm)

75 Series 90° hose barb fitting

Part Number	Ø
CP48162-PP	1-¼"(32mm)
CP48163-PP	1-½"(40mm)
CP48164-PP	2" (50mm)

Part Number	Description
802	802FlowMeterwith75Series Flanged Inlets



75 series fitting clamp

Part Number	Description
55245-75	75 Series Stainless Steel Clamp & O-Ring Viton

Note: To attach the fittings to the flow meter, You must order part number 55245-75 for the inlet fitting and a second part number 55245-75 for the outlet.

OUTLET

75 Series Threaded male fitting

Part Number	Ø	Thread
CP48165-PP	1-¼"(31mm)	NPT
CPB48165-PP	1-¼"(31mm)	BSPT
CP48166-PP	1-½"(40mm)	NPT
CPB48166-PP	1-½"(40mm)	BSPT
CP48167-PP	2" (50mm)	NPT
CPB48167-PP	2" (50mm)	BSPT

75 Series Threaded female fitting

Part Number	Ø	Thread
CP46066-PP	1-½"(40mm)	NPT
CPB46066-PP	1-½"(40mm)	BSPT

75SeriesStraigthhosebarbfitting

Part Number	Ø
CP48160-PP	1-¼"(32mm)
CP46067-PP	1-½"(40mm)
CP48161-PP	2" (50mm)

75 Series 90° hose barb fitting

Part Number	Ø
CP48162-PP	1-¼"(32mm)
CP48163-PP	1-½"(40mm)
CP48164-PP	2" (50mm)

FLOW METERS & FITTINGS

VARIES



Info flow meter 801:
- Flow range : 7.5 - 225 L/Min
- Deutsch connector 3 Pin

PART NO.	DESCRIPTION	ORIGIN
801 FLOW METER		
801	801 Flow Meter with 50 Series Flanged Inlets	WHE
FITTINGS FOR 801 FLOW METER		
50 Series Quick Connect fitting		
CP46029-PP	50 Series Flanged to Quick connect	WHE
50 Series Threaded male fitting		
CP48172-PP	50 Series Flanged to Male ¾" NPT Thread	WHE
CPB48172-PP	50 Series Flanged to Male ¾" BSPT Thread	WHE
CP48155-PP	50 Series Flanged to Male 1" NPT Thread	WHE
CPB48155-PP	50 Series Flanged to Male 1" BSPT Thread	WHE
CP48156-PP	50 Series Flanged to Male 1-½" NPT Thread	WHE
CPB48156-PP	50 Series Flanged to Male 1-½" BSPT Thread	WHE
50 Series Threaded female fitting		
CP48154-PP	50 Series Flanged to Female 1" NPT Thread	WHE
CPB48154-PP	50 Series Flanged to Female 1" BSPT Thread	WHE
CP45512-PP	50 Series Flanged to Female 1-½" NPT Thread	WHE
CPB45512-PP	50 Series Flanged to Female 1-½" BSPT Thread	WHE
50 Series Straigth hose barb fitting		
CP48150-PP	50 Series Flanged to ¾" Straitgh Hose Barb	WHE
CP45504-PP	50 Series Flanged to 1" Straitgh Hose Barb	WHE
CP45505-PP	50 Series Flanged to 1-¼" Straitgh Hose Barb	WHE
CP45506-PP	50 Series Flanged to 1-½" Straitgh Hose Barb	WHE
50 Series 90° hose barb fitting		
CP48151-PP	50 Series Flanged to ¾" 90° Hose Barb	WHE
CP48152-PP	50 Series Flanged to 1" 90° Hose Barb	WHE
CP72238-PP	50 Series Flanged to 1-¼" 90° Hose Barb	WHE
CP72239-PP	50 Series Flanged to 1-½" 90° Hose Barb	WHE
50 Series Fitting clamp		
55245-50	Stainless Steel & O-ring Clamp for 50 Series Flanged	WHE



Info flow meter 802:
- Flow range : 10 - 495 L/Min
- Deutsch connector 3 Pin

802 FLOW METER		
802	802 Flow Meter with 75 Series Flanged Inlets	WHE
FITTINGS FOR 802 MM FLOW METER		
75 Series Threaded male fitting		
CP48165-PP	75 Series Flanged to Male 1-¼" NPT Thread	WHE
CPB48165-PP	75 Series Flanged to Male 1-¼" BSPT Thread	WHE
CP48166-PP	75 Series Flanged to Male 1-½" NPT Thread	WHE
CPB48166-PP	75 Series Flanged to Male 1-½" BSPT Thread	WHE
CP48167-PP	75 Series Flanged to Male 2" NPT Thread	WHE
CPB48167-PP	75 Series Flanged to Male 2" BSPT Thread	WHE
75 Series Threaded female fitting		
CP46066-PP	75 Series Flanged to Female 1-½" NPT Thread	WHE
CPB46066-PP	75 Series Flanged to Female 1-½"" BSPT Thread	WHE
75 Series Straigth hose barb fitting		
CP48160-PP	75 Series Flanged to 1-¼" Straitgh Hose Barb	WHE
CP46067-PP	75 Series Flanged to 1-½" Straitgh Hose Barb	WHE
CP48161-PP	75 Series Flanged to 2" Straitgh Hose Barb	WHE
75 Series 90° hose barb fitting		
CP48162-PP	75 Series Flanged to 1-¼"90° Hose Barb	WHE
CP48163-PP	75 Series Flanged to 1-½" 90° Hose Barb	WHE
CP48164-PP	75 Series Flanged to 2" 90° Hose Barb	WHE
75 Series Fitting clamp		
55245-75	Stainless Steel & O-ring Clamp for 75 Series Flanged	WHE

ORDER EXAMPLE OF THE FLOW METER & FITTINGS

Mark	Part Number	Description	Quantity
1	CP48150-PP	50 Series Flanged to ¾" Straitgh Hose Barb	2
2	55245-50	Stainless Steel & O-ring Clamp for 50 Series Flanged	2
3	801	801 Flow Meter with 50 Series Flanged Inlets	1

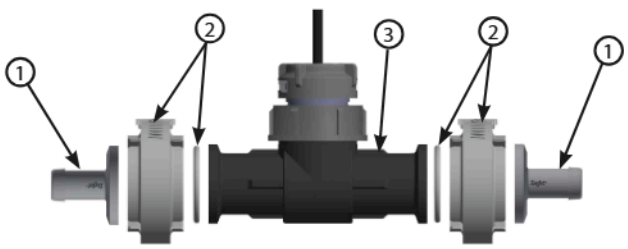

FLOW METERS & FITTINGS

VARIES



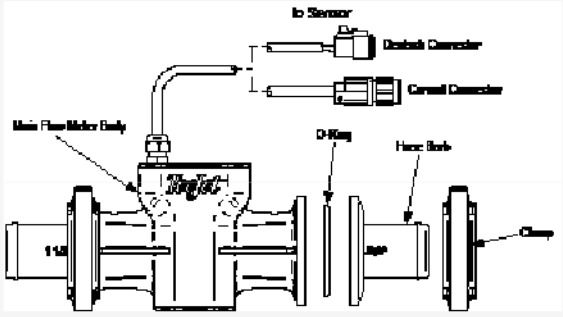

PART NO.	DESCRIPTION	ORIGIN

ELECTROMAGNETIC FLOWMETER

FM9380-F75	75 Series Flange, 200 PSI, Deutsch	SPID
FM9380C-F75	75 Series Flange, 200 PSI, Conxall	SPID



Hose barb example

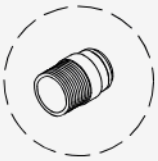

Male BSPT example

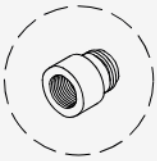

Female BSPT example



D10 = 861-014 (ø27,00x2,50 mm)
D16 = 861-014 (ø27,00x2,50 mm)
D20 = 861-014 (ø27,00x2,50 mm)
D26 = 861-022 (ø34,59x2,62 mm)
D40 = 861-071 (ø52,07x2,62 mm)

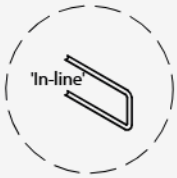

D10 = 877-986
D16 = 877-986
D20 = 877-986
D26 = 876-986

FITTINGS FOR 10 MM FLOW METER

950-915	¾" Male BSPT	AAB
950-916	¾" Female BSPT	AAB
941-987	½" Hose Barb	AAB
942-989	¾" Threaded Connector Kit (1 Male,1 Female Connector)	AAB
861-014	Fitting O'Ring for 10D Flow Meter	AAB
877-986	Fitting clip for 10D Flow Meter	AAB

FITTINGS FOR 16 MM FLOW METER

941-991	TeeJet Valve Adapter	AAB
950-988	¾" Male BSPT	AAB
950-986	¾" Female BSPT	AAB
951-988	¾" Hose Barb	AAB
952-988	1" Hose Barb	AAB
931-988	Hardi EC "Twin" Connector Kit	AAB
861-014	Fitting O'Ring for 16D Flow Meter	AAB
877-986	Fitting clip for 16D Flow Meter	AAB

FITTINGS FOR 20 MM FLOW METER

933-988	TeeJet Valve Adapter	AAB
950-983	¾" Male BSPT	AAB
951-986	1" Female BSPT	AAB
952-986	1" Male BSPT	AAB
933-989	1" Hose Barb	AAB
956-986	1 ¼" Hose Barb	AAB
957-986	1 ½" Hose Barb	AAB
931-986	Hardi-Ec 20D Installation Kit	AAB
861-014	Fitting O'Ring for 20D Flow Meter	AAB
877-986	Fitting clip for 20D Flow Meter	AAB

FITTINGS FOR 26 MM FLOW METER

934-002	TeeJet Valve Adapter	AAB
958-986	1 ½" Male BSPT	AAB
934-001	1 ½" Hose Barb	AAB
861-022	Fitting O'Ring for 26D Flow Meter	AAB
876-986	Fitting clip for 26D Flow Meter	AAB

FITTINGS FOR THE 40 MM FLOW METER

961-986	2" Male BSPT	AAB
962-986	2" Hose Barb	AAB
861-071	Fitting O'Ring for 40D Flow Meter	AAB

TERMS AND CONDITIONS OF SALE

TeeJet EMEA BV

Terms and Conditions

(1) MODIFICATION OF TERMS

Seller's acceptance of any order is expressly subject to Buyer's assent to each and all of the terms and conditions set forth below and Buyer's assent to these terms and conditions shall be conclusively presumed from Buyer's receipt of this document without prompt written objection thereto or from Buyer's acceptance of all or any part of goods ordered. No addition to or modification of said terms and conditions shall be binding upon Seller unless specifically agreed to by Seller in writing. If Buyer's purchase order or other correspondence contains terms or conditions contrary to or in addition to the terms and conditions set forth below, acceptance of any order by Seller shall not be construed as assent to such contrary or additional terms and conditions or constitute a waiver by Seller of any of the terms and conditions.

(2) PRICE

Unless otherwise specified: (a) all prices, quotations, shipments and deliveries by Seller are (i) EXW (Incoterms® 2010); (b) all base prices together with related extras and deductions, are subject to Seller's price in effect at the time of shipment; and (c) all transportation, import costs and other related charges are for the account of Buyer, including all increases or decreases in such charges prior to shipment. Payment of all base prices together with related extras and deductions shall be due at the remittance address shown on the Seller's invoice upon receipt of Seller's invoice unless otherwise specified. Interest will be charged at a rate of 1 to 11/2% per month on all balances outstanding more than 30 days after the date of the invoice. Price includes Seller's standard packaging. Special packaging requirements shall be quoted at an additional price.

(3) MINIMUM BILLING

Contact your regional office representative for any minimum order requirements.

(4) WARRANTIES

Seller warrants that its products will substantially conform to and perform in accordance with the products' specifications. Seller warrants that the products do not infringe upon any copyright, patent, or trademark. THE FOREGOING WARRANTIES ARE IN LIEU OF ALL OTHER WARRANTIES, EXPRESSED OR IMPLIED, INCLUDING, BUT NOT LIMITED TO, THOSE CONCERNING MERCHANTABILITY AND FITNESS FOR A PARTICULAR PURPOSE.

(5) LIMITATION OF REMEDIES

Buyer's remedies under this warranty shall be limited to the replacement, repair, or refund of the purchase price for any defective product at the Seller's option. Products claimed to be defective and for which repair or replacement is desired shall be, if requested by the Seller, returned transportation prepaid to Seller's plant for inspection. Results of ordinary wear and tear, improper operation, or maintenance or use of corrosive or abrasive materials shall not be considered a defect in material or workmanship. Any component part manufactured by another is not covered by Seller's warranty, but only by such warranty as its manufacturer gives. Because of the difficulty of asserting and measuring damages hereunder, it is agreed that, except for claims for bodily injury, Seller's liability to the Buyer or any third party, for any losses or damages, whether direct or otherwise, arising out of the purchase of product from Seller by Buyer shall not exceed the total amount billed and billable to the Buyer for the product hereunder. IN NO EVENT WILL SELLER BE LIABLE FOR ANY LOSS OF PROFITS OR OTHER SPECIAL OR CONSEQUENTIAL DAMAGES, EVEN IF SELLER HAS BEEN ADVISED OF THE POSSIBILITY OF SUCH DAMAGES.

(6) QUALITY ASSURANCE

Seller shall have no obligation to ensure that any goods purchased from Seller meet any special Buyer quality assurance specifications and/or other special Buyer requirements unless such specifications and/or other requirements are specifically set forth in Buyer's purchase order and expressly accepted by Seller. In the event that any such goods supplied by Seller in connection therewith, are applied to an end use without the appropriate specification and/or other requirement therefore having been set forth in Buyer's purchase order and expressly accepted by Seller, Buyer shall indemnify and hold Seller harmless against any and all damages or claims for damages made by any person for any injury, fatal or nonfatal, to any person or for any damage to the property of any person incident to or arising out of such application.

(7) CLAIMS

Claims respecting the condition of goods, compliance with specifications or any other matter affecting goods shipped to Buyer must be made promptly and, unless otherwise agreed to in writing by Seller, in no event later than one (1) year after receipt of the goods by Buyer. In no event shall any goods be returned, reworked or scrapped by Buyer without the express written authorization of Seller.

(8) DEFAULT IN PAYMENT

If Buyer fails to make payments on any contract between Buyer and Seller in accordance with Seller's terms, Seller, in addition to any other remedies available to it, may at its option, (i) defer further shipments until such payments are made and satisfactory credit arrangements are reestablished or (ii) cancel the unshipped balance of any order.

(9) TECHNICAL ASSISTANCE

Unless otherwise expressly stated by Seller, (a) any technical advice provided by Seller with respect to the use of goods furnished to Buyer shall be without charge; (b) Buyer shall have sole responsibility for selection and specification of the goods appropriate for the end use of such goods.

(10) SAFETY PRECAUTIONS

Buyer shall require its employees to use all safety devices, and proper safe operation procedures as set forth in manuals and instruction sheets furnished by Seller. Buyer shall not remove or modify any such device or warning sign. It is the Buyer's responsibility to provide all means that may be necessary to effectively protect all employees from serious bodily injury which otherwise may result from the method of particular use, operation, set up or service of the goods. The operator's or machine manual, ANSI safety standards, OSHA regulations and other sources should be consulted. If Buyer fails to comply with provisions of this paragraph or the applicable standards and regulations aforementioned, and a person is injured as a result thereof, Buyer agrees to indemnity and save Seller harmless from any liability or obligation incurred by Seller.

(11) CANCELLATION

Orders for goods specifically manufactured for Buyer cannot be canceled or modified by Buyer, and releases cannot be held up by Buyer, after such goods are in process except with the express written consent of Seller and subject to conditions then to be agreed upon which shall include, without limitation, protection of Seller against all loss.

(12) PATENTS

The Seller shall not be liable for any costs or damages incurred by the Buyer as a result of any suit or proceeding brought against Buyer so far as based on claims (a) that use of any product, or any part thereof furnished hereunder, in combination with products not supplied by the Seller or (b) that a manufacturing or other process utilizing any product, or any part thereof furnished hereunder, constitute knowing and willful infringement of patents or trademarks arising from compliance with Buyer's designs or specifications or instructions.

(13) COMPLETE AGREEMENT

THIS CONTRACT SETS FORTH THE ENTIRE AGREEMENT AND UNDERSTANDING OF THE PARTIES RELATING TO THE SUBJECT MATTER HEREOF, AND SUPERSEDES ALL PRIOR AGREEMENTS, DISCUSSIONS AND UNDERSTANDINGS BETWEEN THEM WHETHER ORAL OR WRITTEN, RELATING TO THE SUBJECT MATTER HEREOF.

(14) GOVERNING LAW

These Terms and Conditions, and all sales agreements entered into between Seller and Buyer and any claim arising there from, being either in contract or in tort, shall be governed by the substantive and procedural laws of the Kingdom of Belgium.

(15) FORCE MAJEURE

Neither party shall be in default of its obligations to the other party for any period of Force Majeure. "Force Majeure" shall mean any delay or failure of a party to perform its obligations to the other party due to causes beyond its control and without its fault or negligence. This shall include, without limitation, Acts of God, strike, civil commotion, acts of government, and any other comparable, non-foreseeable, and a serious event.

(16) CONFIDENTIAL INFORMATION

Buyer shall maintain Confidential Information in confidence using the same care as used for its own Confidential Information. Buyer shall not disclose or divulge any Confidential Information received by it from Seller in connection with any products or services supplied by Seller to Buyer or to a third party without prior written consent of Seller, and Buyer may not use any Confidential Information for any purpose other than for the manufacture, sale and maintenance of Buyer's products. For the purposes hereof, "Confidential Information" includes any and all information and data, including, but not limited to, any business, commercial, intellectual property, technical information and data disclosed by Seller to Buyer in connection with the sale of Seller's products to Buyer, or relating to Seller's business relationship or the definition, development, marketing, selling, manufacture or distribution of Seller's products, whether disclosed orally, in writing or electronically, and irrespective of the medium in which such information or data is embedded, whether in tangible form or contained in an intangible storage medium. Confidential Information shall include any copies or abstracts made thereof, as well as any product, apparatus, modules, samples, prototypes or parts thereof.

REPAIR & SERVICE LEAFLET

RETURNING A PRODUCT FOR REPAIR

All items returned for repair must be pre-approved by a TeeJet Technologies dealer.
Please contact your regional TeeJet Technologies office if you need assistance finding a dealer.
Link to TeeJet dealers: http://www.teejet.com/contact/contact-us.aspx

From September 1, 2020 we will invoice the actual labor and spare part(s) used for a repair. The invoiced labor, spare part(s) and shipment cost will all be net prices. We will give you an estimate for the repair, based on the repair technician's experience, but the actual labor and spare parts will be invoiced and overwrite the estimate. If your product isn't repairable anymore, we will contact you and help you finding a replacement.

BEFORE YOU RETURN A PRODUCT TO US WHICH IS MORE THAN 10 YEARS OLD

Please always contact your local TeeJet office to avoid unnecessary shipment and handling cost, if the product isn't repairable anymore.

PLEASE ALWAYS USE OUR RMA FORM

Remember to include a brief written description on the reason for your return!
Our RMA forms can be found here RMA forms by scrolling down to the end of the page to Header "Return Merchandise Authorization"
RMA Forms: https://www.teejet.com/da-dk/ressourcer/kataloger-og-produktblade?DOC=RMA

SHIP TO ADDRESS:

TeeJet Technologies Denmark ApS
Att: Repairs Department
Mølhavevej 2, 9440 Aabybro, Denmark

CLEANING REQUIREMENTS

Products returned to TeeJet Technologies must be thoroughly cleaned ***and free of all chemical contamination. Items which are not properly cleaned will be returned to the owner at their expense***

OEM PRODUCTS

Repair of OEM-branded products is normally handled by the OEM customer. Please contact your regional TeeJet Technologies office or TeeJet Technologies technical support department for assistance.

REPAIR PRICES, DIAGNOSTIC AND 'NO DEFECT' CHECK OUT FEES

All repair prices are based on an hourly rate plus parts required for the repair.
Minimum price for non-warranty repairs, test and updates is 1 hour (part no. 001-300).
Items returned for repair which are diagnosed with 'No Defect' will be charged an hourly repair fee. An hourly repair fee will also be applied to items which are diagnosed 'Non Repairable'. These items will be returned or scrapped according to the customer's request.

UNAUTHORIZED MODIFICATIONS AND REPAIRS

Unauthorized modifications on any product manufactured or distributed by TeeJet Technologies will void the factory warranty.
If possible, standard 'Out-of-Warranty' charges will be added to update the product(s).
To repair a modified product it will either be brought back to original state at customers expense or be returned without test or repair.

WARRANTY PERIOD ON REPAIRED ITEMS

Repair work will be provided a 90-day warranty period from the date of repair, on the replaced spare parts.

REPARIABLE UNITS

GUIDANCE	LAST YEAR OF PRODUCTION	REPAIR OPTIONS
CL220	2021	FROM S/N 753003260XXX
MATRIX 570G / PRO G	2012	DISPLAY ONLY
MATRIX 840G / PRO G	2021	DISPLAY ONLY
MATRIX 570GS	2022	ALL
MATRIX 840GS	2022	ALL
MATRIX 430	-	ALL
MATRIX 430VF	-	ALL
AEROS 9040	2021	ALL
MATRIX 908	-	ALL
BOOMPILOT	-	VARY DEPENDING ON TYPE

RATE CONTROLLERS	LAST YEAR OF PRODUCTION	REPAIR OPTIONS
TEEJET 500	2022	VARY DEPENDING ON TYPE
TEEJET 844AB	2021	VARY DEPENDING ON TYPE
TEEJET 844E	2021	VARY DEPENDING ON TYPE
TEEJET 854	2017	VARY DEPENDING ON TYPE
TEEJET 845	-	ALL
RADION 8140	-	ALL
IC18	2022	ALL
IC34	2021	ALL
IC35	-	ALL
IC38	-	ALL
IC45	-	ALL
DYNAJET	-	ALL

MONITORS	LAST YEAR OF PRODUCTION	REPAIR OPTIONS
70 SERIES	DEPENDING ON TYPE	VARY DEPENDING ON TYPE
SENTRY 6120	-	ALL
SENTRY 6140	-	ALL
SENTRY 6510	-	ALL

For products not mentioned above, please contact TeeJet support in Denmark, by email, at support@teejet.com



Wheaton Facility

North Ave and Schmale Rd
P.O. Box 7900
Wheaton, Illinois
60187-7901 USA

Springfield Facility

1801 Business Park Drive
Springfield, illinois
62703 USA

Aabybro Facility

Mølhavevej 2
DK 9440 Aabybro
Denmark

www.teejet.com

LI-PL26PF-EURO-CAT

© 2026 TeeJet Technologies